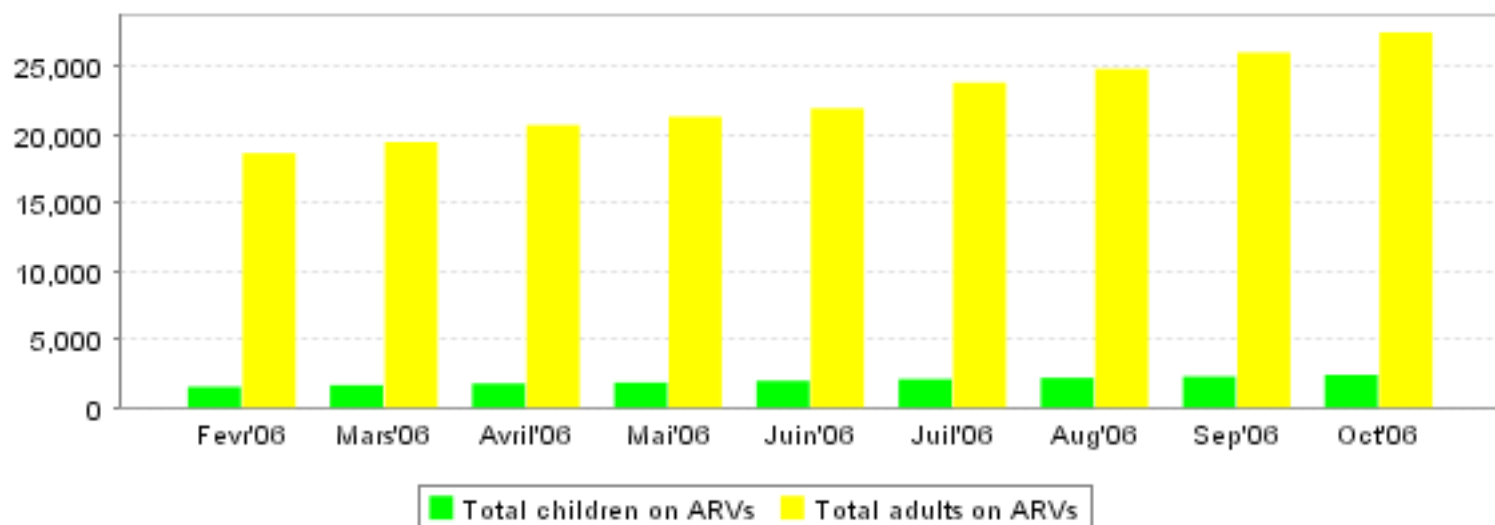


# TRAC Report For Rwanda

On data reported up until 28 Oct 2006

Generated on 28 Nov 2006

## Overview by month



## Basic statistics

(When shown, the percentage is the percent of total on ARV; except deaths which are shown per 1000.)

	Adults on ARVs	Children on ARVs	On 2nd line	PMTCT	VCT	On ARVs >12 months	Lost	Died
<b>Rwanda</b>	28933	2578	385 (1%)	3766 (13%)	22165 (77%)	11076	1402 (5%)	1691 (58‰)
<b>VILLE DE KIGALI</b>	11265	999	350 (3%)	1645 (16%)	6593 (66%)	4793	741 (7%)	446 (44‰)
<b>PROVINCE DE L'EST</b>	4587	406	6 (0%)	595 (12%)	3589 (71%)	1251	145 (3%)	291 (58‰)
<b>PROVINCE DE L'OUEST</b>	5272	447	7 (0%)	577 (10%)	4315 (78%)	1856	118 (2%)	389 (70‰)
<b>PROVINCE DU NORD</b>	3552	325	3 (0%)	586 (14%)	3809 (94%)	1041	276 (7%)	268 (66‰)
<b>PROVINCE DU SUD</b>	4257	401	19 (0%)	363 (8%)	3859 (90%)	2135	122 (3%)	297 (69‰)

## Basic statistics by partner

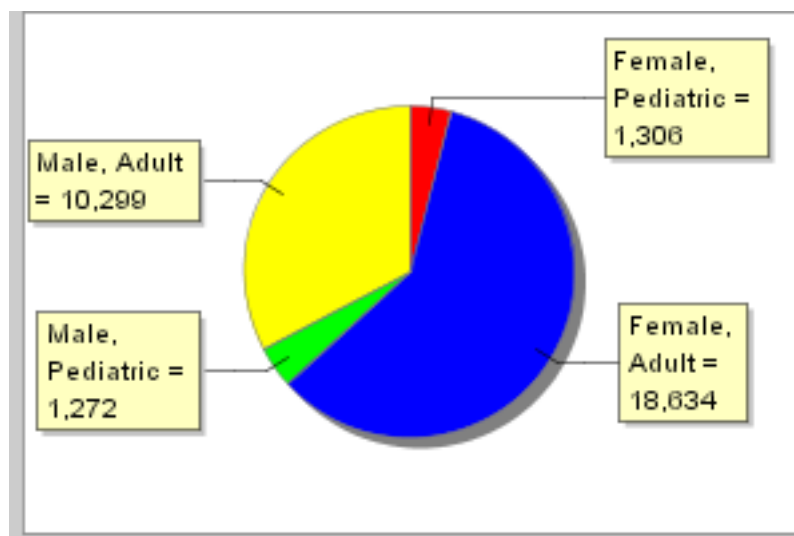
(When shown, the percentage is the percent of total on ARV; except deaths which are shown per 1000.)

	Adults on ARVs	Children on ARVs	On 2nd line	PMTCT	VCT	On ARVs >12 months	Lost	Died
<b>MCAP</b>	5283	374	73 (1%)	1223 (23%)	3655 (69%)	2347	406 (8%)	270 (51‰)
<b>GF</b>	8521	766	245 (3%)	752 (9%)	5430 (62%)	2602	658 (8%)	520 (60‰)
<b>FHI</b>	4586	353	17 (0%)	428 (10%)	4732 (111%)	2438	87 (2%)	271 (64‰)
<b>PRIVE</b>	142	6	11 (39%)	22 (79%)	7 (25%)	122	32 (114%)	2 (71‰)
<b>MAP</b>	4756	471	18 (0%)	424 (8%)	4219 (83%)	1795	139 (3%)	408 (80‰)
<b>CRS</b>	424	45	.	52 (11%)	336 (74%)	197	.	30 (66‰)
<b>INTRAHEALTH</b>	901	91	1 (0%)	189 (23%)	524 (64%)	194	2 (0%)	39 (47‰)
<b>AHF_GF</b>	170	13	.	19 (11%)	105 (61%)	60	5 (3%)	5 (29‰)
<b>MSF_GF</b>	2176	268	15 (1%)	230 (11%)	1449 (72%)	1013	19 (1%)	50 (25‰)
<b>PIH_GF</b>	1710	140	5 (0%)	320 (19%)	1376 (80%)	272	24 (1%)	72 (42‰)
<b>EGPAF</b>	264	51	.	107 (26%)	332 (79%)	36	30 (7%)	24 (57‰)

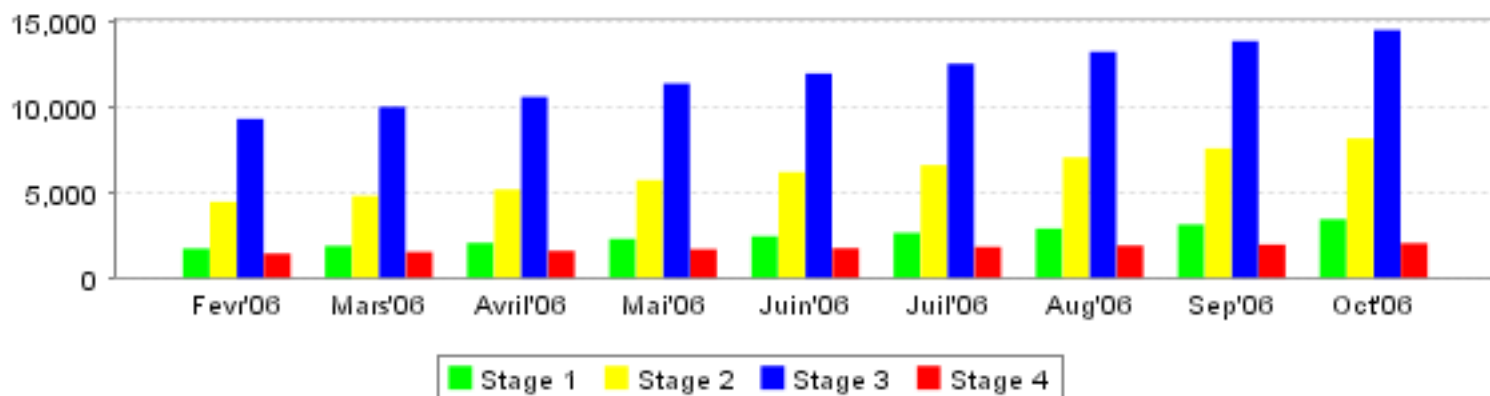
## Overview by sex

	Adult 1st line	Pediatric 1st line	Adult 2nd line	Pediatric 2nd line	Died	Lost	Hosptlzd	On ARVs >12 months
<b>Female</b>	18393	1299	241	7	886	760	4772	7454
<b>Male</b>	10175	1259	124	13	805	642	3011	4427
<b>Total</b>	28568	2558	365	20	1691	1402	7783	11881

## Sex and age of patients on ARVs



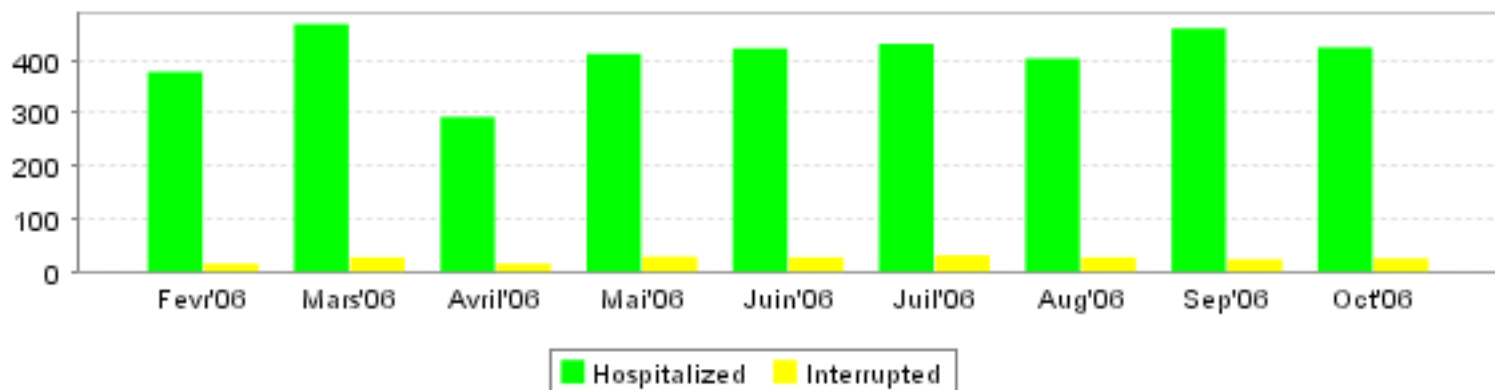
## WHO stage distribution



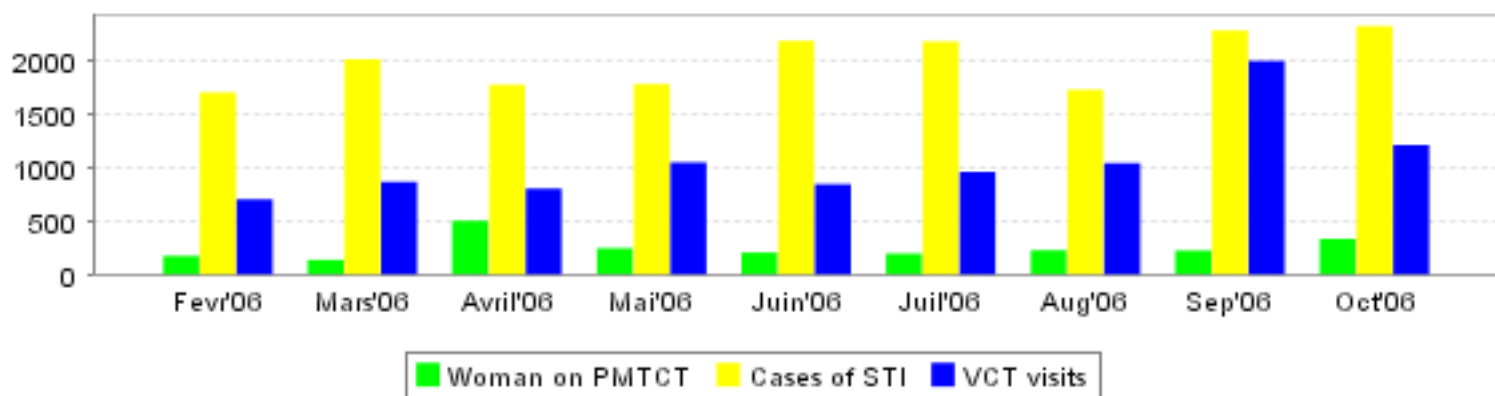
## Death and Lost to followup for ARV patients

	until Fevr'06	Mars'06	Avril'06	Mai'06	Juin'06	Juil'06	Aug'06	Sep'06	Oct'06	Total
<b>Died</b>	1061	75	67	77	81	65	85	91	89	1691
<b>Lost</b>	684	121	83	78	75	71	134	37	119	1402

## Hospitalizations and Treatment Interruptions for ARV Patients



## PMTCT and STI's for ARV patients and VCT visits



## Reports to TracNET for Rwanda

	Fevr'06	Mars'06	Avril'06	Mai'06	Juin'06	Juil'06	Aug'06	Sep'06	Oct'06
<b>Reports</b>	87	89	89	94	94	97	106	122	127