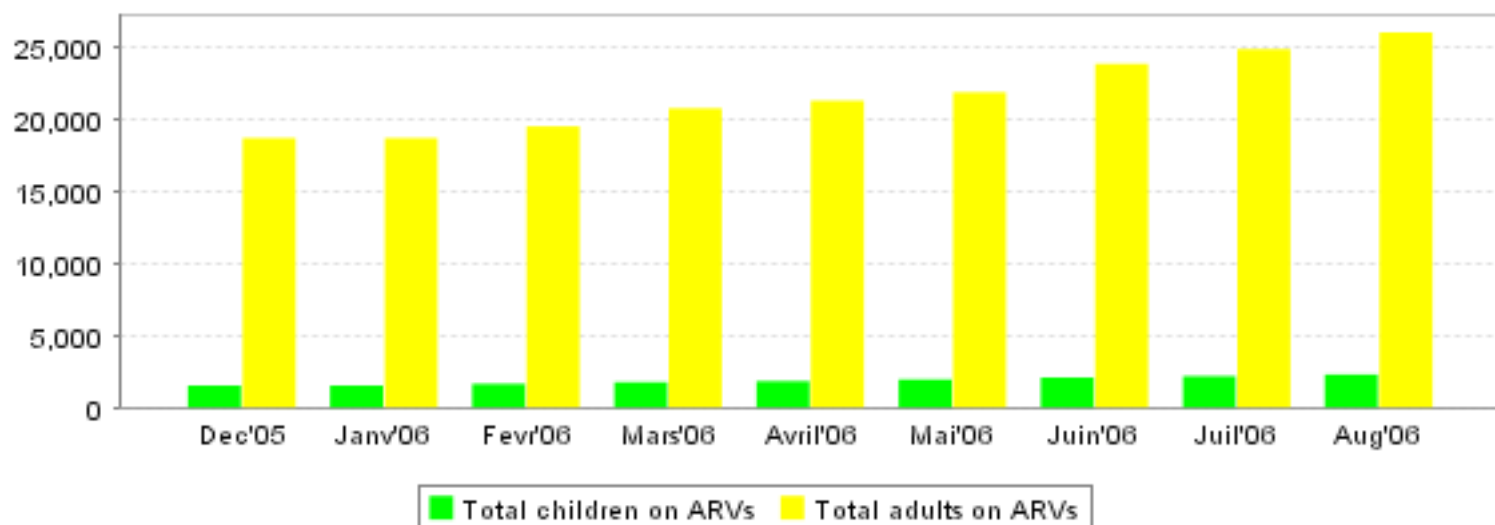


# TRAC Report For Rwanda

On data reported up until 28 Aug 2006

Generated on 22 Sep 2006

## Overview by month



## Basic statistics

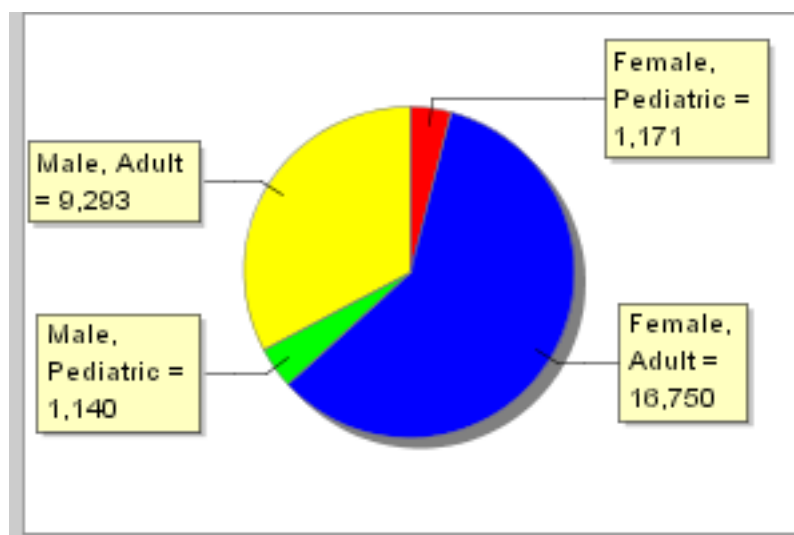
(When shown, the percentage is the percent of total on ARV; except deaths which are shown per 1000.)

	Adults on ARVs	Children on ARVs	On 2nd line	PMTCT	VCT	On ARVs >12 months	Lost	Died
<b>Rwanda</b>	25975	2313	351 (1%)	3208 (12%)	18887 (73%)	8413	1248 (5%)	1510 (59‰)
<b>VILLE DE KIGALI</b>	10714	971	324 (4%)	1526 (17%)	6120 (67%)	3198	657 (7%)	414 (45‰)
<b>PROVINCE DE L'EST</b>	4106	393	6 (0%)	490 (11%)	3129 (70%)	846	134 (3%)	248 (56‰)
<b>PROVINCE DE L'OUEST</b>	4377	355	4 (0%)	450 (9%)	3804 (79%)	1665	102 (2%)	338 (70‰)
<b>PROVINCE DU NORD</b>	3037	250	2 (0%)	458 (13%)	3005 (83%)	1228	251 (7%)	247 (68‰)
<b>PROVINCE DU SUD</b>	3741	344	15 (0%)	284 (8%)	2829 (76%)	1476	104 (3%)	263 (71‰)

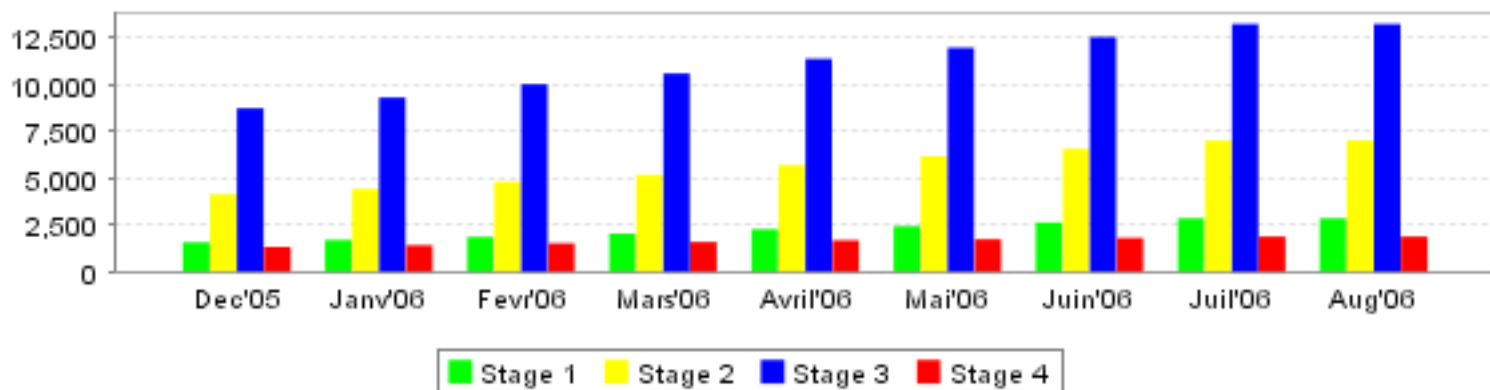
## Overview by sex

	Adult 1st line	Pediatric 1st line	Adult 2nd line	Pediatric 2nd line	Died	Lost	Hosptlzd	On ARVs >12 months
<b>Female</b>	16545	1165	205	7	804	691	4271	6081
<b>Male</b>	9166	1129	127	12	706	557	2673	3532
<b>Total</b>	25711	2294	332	19	1510	1248	6944	9613

## Sex and age of patients on ARVs



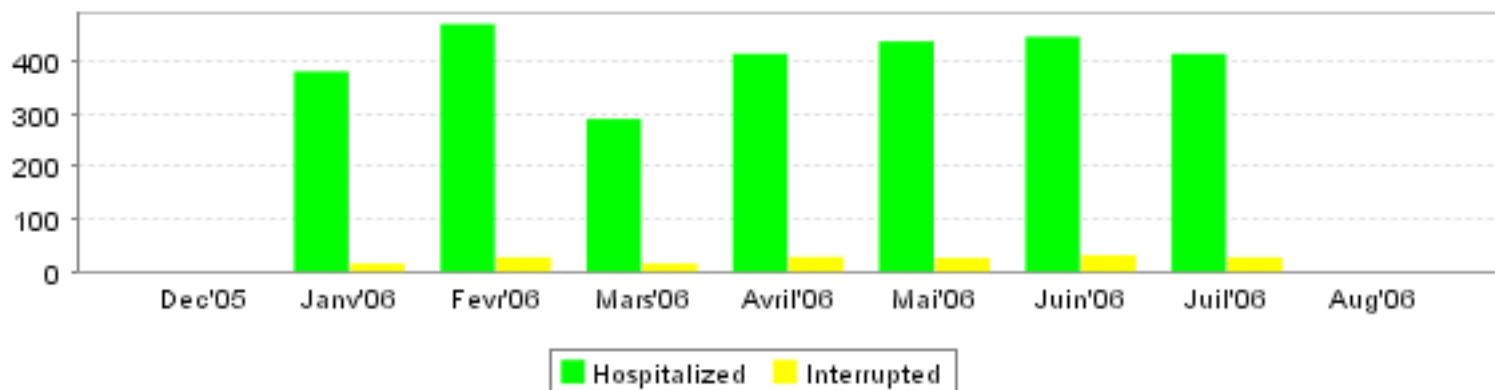
## WHO stage distribution



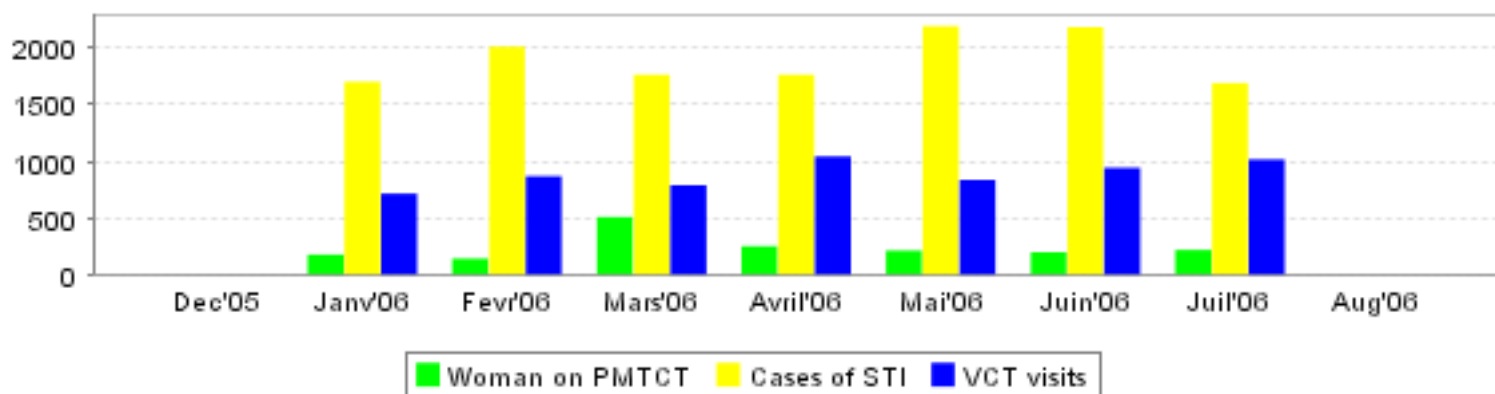
## Death and Lost to followup for ARV patients

	until Dec'05	Janv'06	Fevr'06	Mars'06	Avril'06	Mai'06	Juin'06	Juil'06	Aug'06	Total
<b>Died</b>	984	76	76	66	76	82	66	84	.	1510
<b>Lost</b>	573	111	121	83	78	76	71	135	.	1248

## Hospitalizations and Treatment Interruptions for ARV Patients



## PMTCT and STI's for ARV patients and VCT visits



## Reports to TracNET for Rwanda

	Janv'06	Fevr'06	Mars'06	Avril'06	Mai'06	Juin'06	Juil'06	Aug'06
<b>Reports</b>	.	88	90	88	93	94	97	103