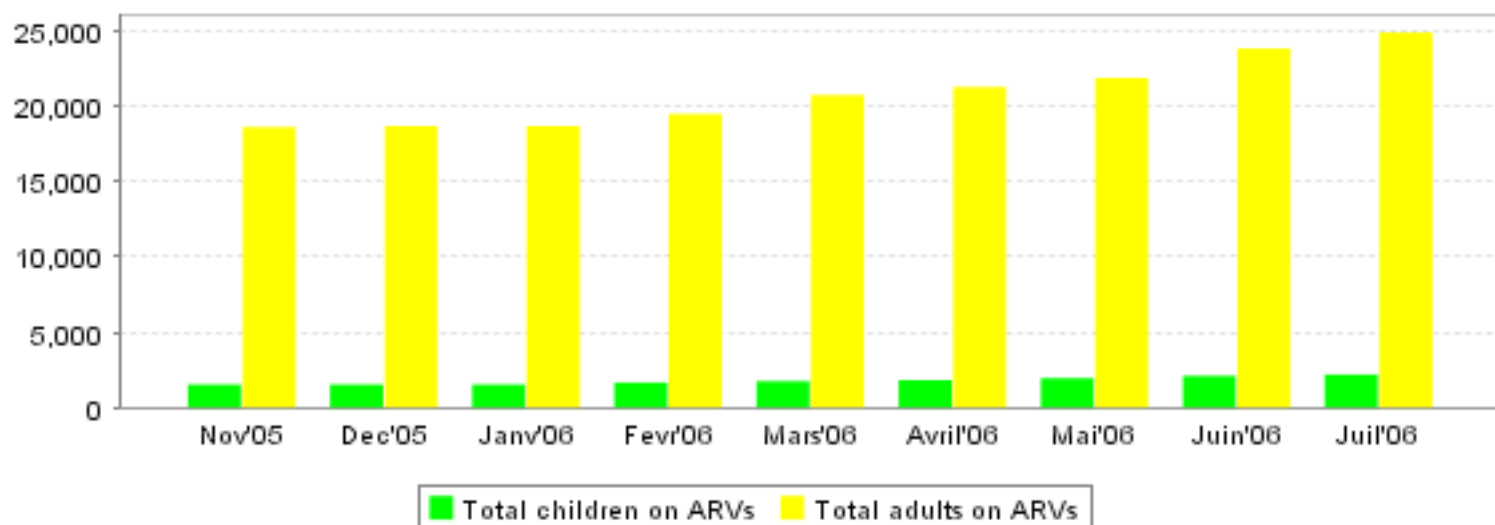


# TRAC Report For Rwanda

On data reported up until 28 Jul 2006

Generated on 28 Aug 2006

## Overview by month



## Basic statistics

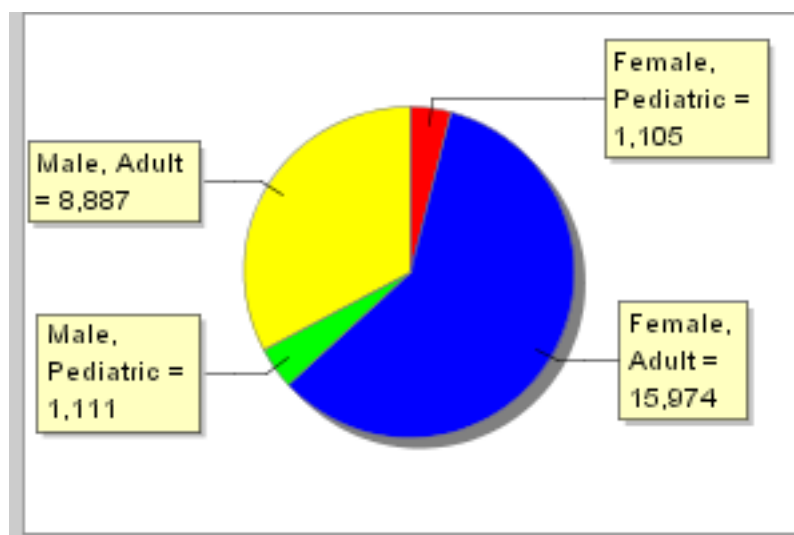
(When shown, the percentage is the percent of total on ARV; except deaths which are shown per 1000.)

	Adults on ARVs	Children on ARVs	On 2nd line	PMTCT	VCT	On ARVs >12 months	Lost	Died
<b>Rwanda</b>	24861	2216	339 (1%)	2982 (12%)	17872 (73%)	10026	1112 (5%)	1424 (58‰)
<b>VILLE DE KIGALI</b>	10372	962	308 (3%)	1440 (16%)	5957 (67%)	4157	595 (7%)	401 (45‰)
<b>PROVINCE DE L'EST</b>	3779	362	6 (0%)	448 (11%)	2887 (70%)	798	121 (3%)	225 (55‰)
<b>PROVINCE DE L'OUEST</b>	4066	327	7 (0%)	421 (9%)	3535 (79%)	1365	98 (2%)	324 (73‰)
<b>PROVINCE DU NORD</b>	2929	244	3 (0%)	434 (13%)	2853 (83%)	1497	220 (6%)	226 (66‰)
<b>PROVINCE DU SUD</b>	3715	321	15 (0%)	239 (7%)	2640 (75%)	2209	78 (2%)	248 (71‰)

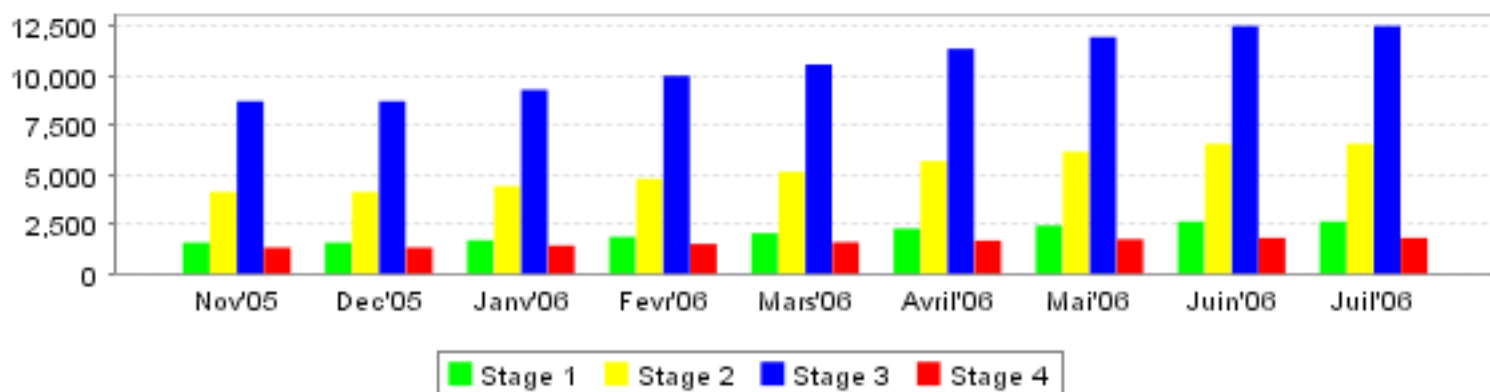
## Overview by sex

	Adult 1st line	Pediatric 1st line	Adult 2nd line	Pediatric 2nd line	Died	Lost	Hosptlzd	On ARVs >12 months
<b>Female</b>	15775	1097	199	8	755	614	4033	6576
<b>Male</b>	8771	1095	116	16	669	498	2494	3450
<b>Total</b>	24546	2192	315	24	1424	1112	6527	10026

## Sex and age of patients on ARVs



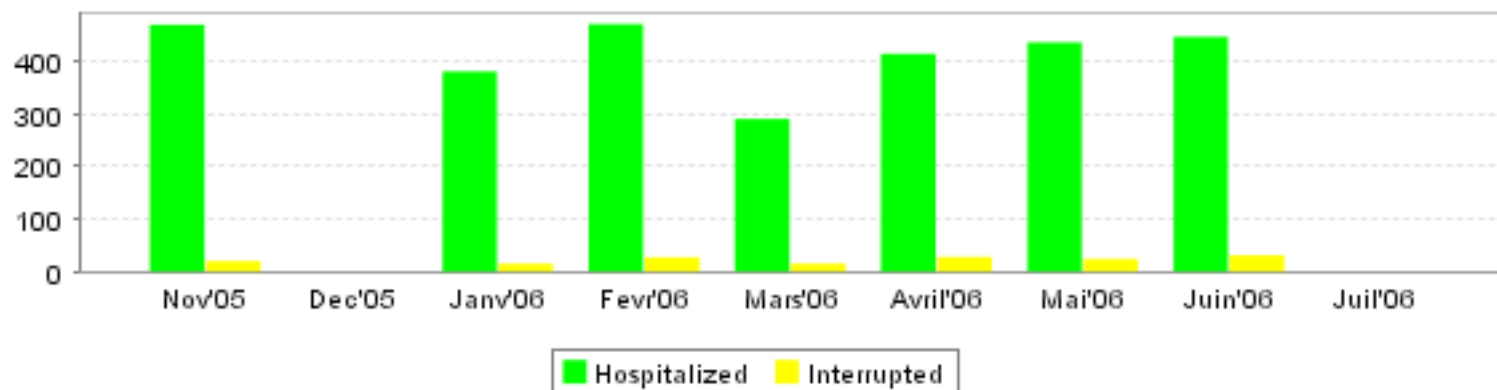
## WHO stage distribution



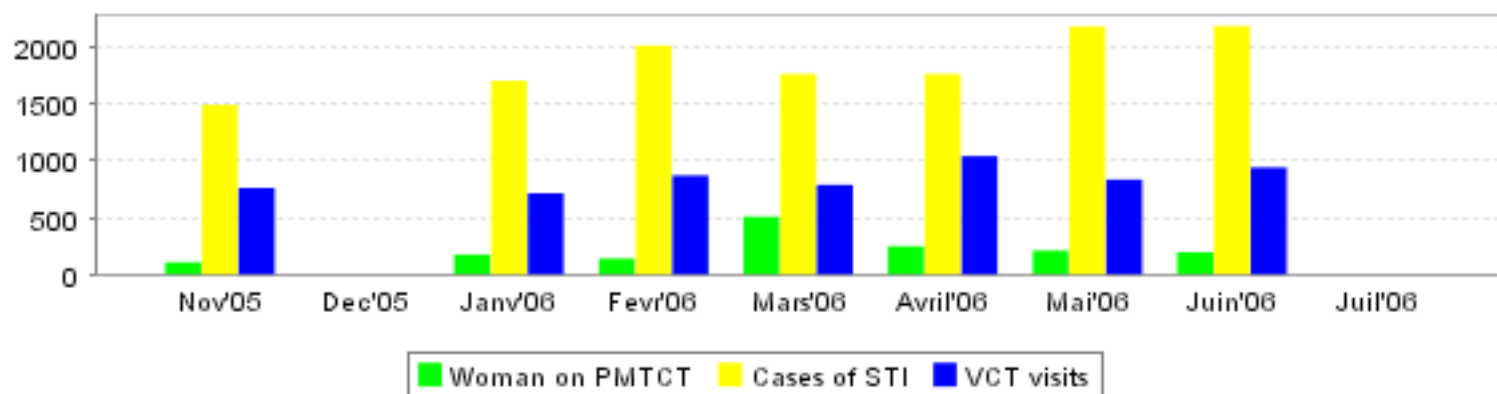
## Death and Lost to followup for ARV patients

	until Nov'05	Dec'05	Janv'06	Fevr'06	Mars'06	Avril'06	Mai'06	Juin'06	Juil'06	Total
<b>Died</b>	984	.	76	76	66	76	80	66	.	1424
<b>Lost</b>	573	.	111	121	83	78	75	71	.	1112

## Hospitalizations and Treatment Interruptions for ARV Patients



## PMTCT and STI's for ARV patients and VCT visits



## Reports to TracNET for Rwanda

	Dec'05	Janv'06	Fevr'06	Mars'06	Avril'06	Mai'06	Juin'06	Juil'06
<b>Reports</b>	84	.	88	90	88	93	93	97