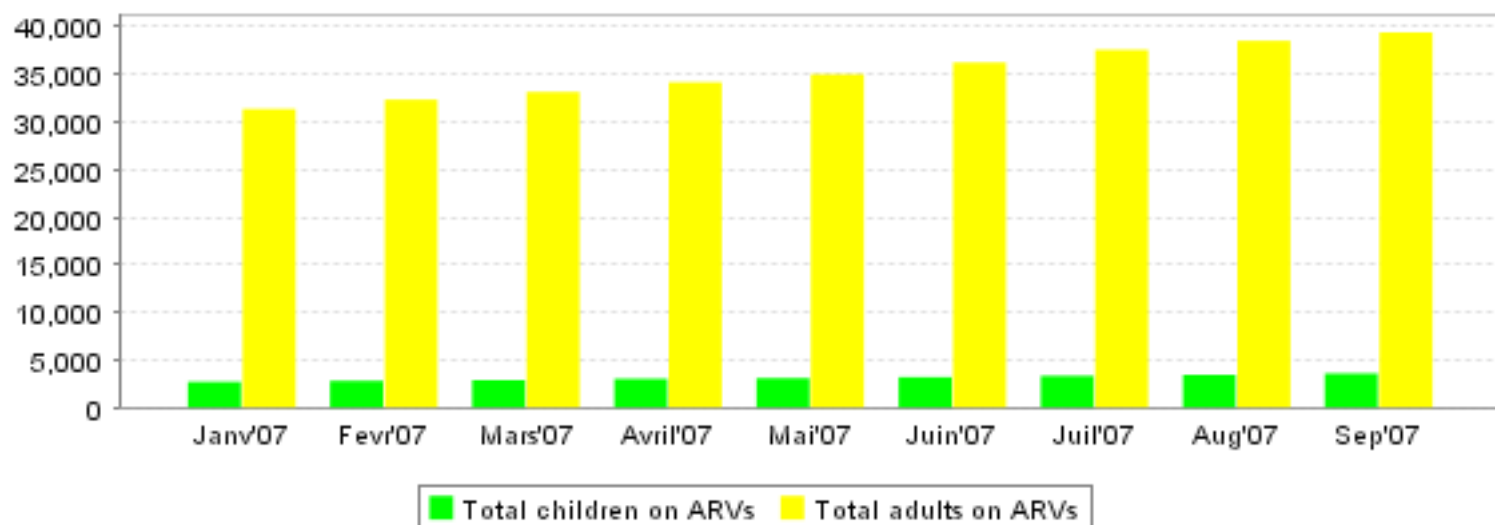


# TRAC Report For Rwanda

On data reported up until 28 Sep 2007

Generated on 08 Nov 2007

## Overview by month



## Basic statistics

(When shown, the percentage is the percent of total on ARV; except deaths which are shown per 1000.)

	Adults on ARVs	Children on ARVs	On 2nd line	PMTCT	VCT	On ARVs >12 months	Lost	Died
<b>Rwanda</b>	40607	3788	493 (1%)	8017 (18%)	34453 (78%)	24898	2965 (7%)	3539 (80‰)
<b>VILLE DE KIGALI</b>	14682	1235	439 (3%)	2931 (21%)	8485 (61%)	8291	1383 (10%)	713 (51‰)
<b>PROVINCE DE L'EST</b>	6599	617	29 (0%)	1394 (18%)	7130 (90%)	3661	280 (4%)	487 (61‰)
<b>PROVINCE DE L'OUEST</b>	7902	814	7 (0%)	1194 (13%)	7348 (80%)	5241	277 (3%)	694 (75‰)
<b>PROVINCE DU NORD</b>	5147	525	2 (0%)	970 (16%)	5576 (91%)	3397	822 (13%)	1176 (191‰)
<b>PROVINCE DU SUD</b>	6277	597	16 (0%)	1528 (22%)	5914 (85%)	4308	203 (3%)	469 (67‰)

## Basic statistics by partner

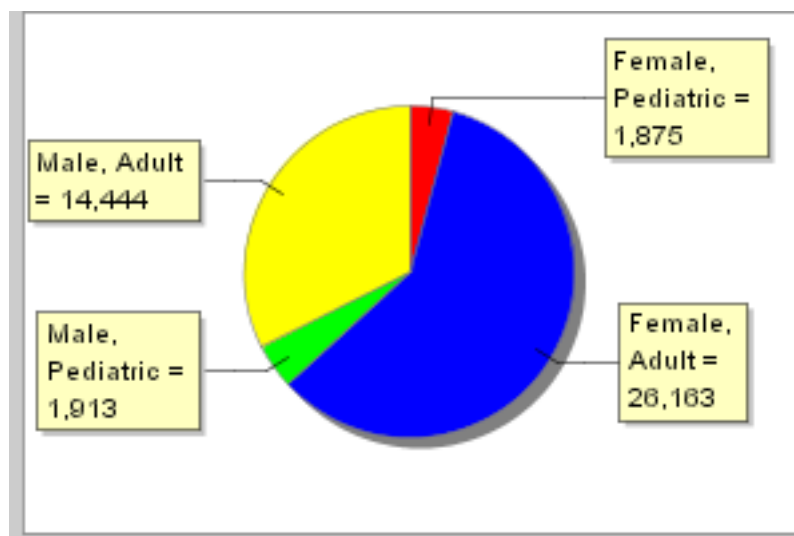
(When shown, the percentage is the percent of total on ARV; except deaths which are shown per 1000.)

	Adults on ARVs	Children on ARVs	On 2nd line	PMTCT	VCT	On ARVs >12 months	Lost	Died
<b>MCAP_CTP</b>	274	13	6 (2%)	6 (2%)	99 (33%)	253	1 (0%)	6 (20‰)
<b>CTP</b>	423	26	31 (22%)	.	11 (8%)	345	4 (3%)	2 (14‰)
<b>MCAP</b>	8098	701	99 (1%)	1775 (21%)	5977 (69%)	5027	742 (9%)	499 (58‰)
<b>FHI</b>	6489	545	20 (0%)	1941 (29%)	6518 (97%)	4318	276 (4%)	437 (65‰)
<b>PRIVE</b>	143	6	10 (36%)	132 (471%)	7 (25%)	138	32 (114%)	7 (250‰)
<b>MAP</b>	3619	404	11 (0%)	542 (13%)	3567 (86%)	2542	188 (5%)	338 (82‰)
<b>CRS</b>	643	66	.	82 (12%)	535 (76%)	441	4 (1%)	44 (62‰)
<b>MAP_CRS</b>	1392	157	1 (0%)	253 (16%)	1425 (88%)	952	25 (2%)	127 (79‰)
<b>GF</b>	9307	929	277 (3%)	1216 (11%)	6621 (62%)	4189	1232 (12%)	1488 (140‰)
<b>INTRAHEALTH</b>	1626	164	.	319 (18%)	1297 (75%)	979	7 (0%)	93 (54‰)
<b>EGPAF</b>	628	96	.	199 (22%)	712 (78%)	302	34 (4%)	43 (47‰)
<b>AHF_GF</b>	312	19	1 (0%)	54 (18%)	220 (72%)	162	9 (3%)	19 (62‰)
<b>MAP_Intrahealth</b>	881	80	1 (0%)	177 (15%)	1058 (92%)	365	40 (3%)	85 (74‰)
<b>MAP_EGPAF</b>	866	70	3 (0%)	85 (7%)	648 (55%)	356	15 (1%)	50 (43‰)
<b>DU</b>	1217	42	11 (1%)	370 (30%)	1170 (96%)	978	179 (15%)	89 (73‰)
<b>MSF_GF</b>	2534	273	16 (1%)	236 (10%)	1479 (61%)	2243	76 (3%)	73 (30‰)
<b>PIH_GF</b>	2130	196	6 (0%)	622 (26%)	3091 (131%)	1308	101 (4%)	135 (57‰)
<b>WE_ACT</b>	25	1	.	8 (33%)	18 (75%)	.	.	4 (167‰)

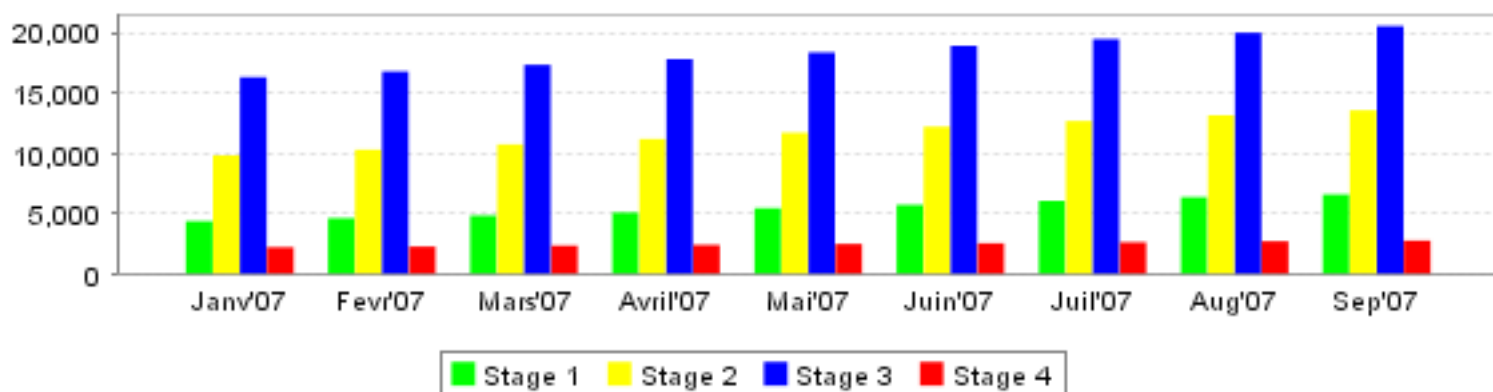
## Overview by sex

	Adult 1st line	Pediatric 1st line	Adult 2nd line	Pediatric 2nd line	Died	Lost	Hosptlzd	On ARVs >12 months
<b>Female</b>	25876	1865	287	10	1810	1753	7950	15715
<b>Male</b>	14269	1892	175	21	1729	1212	5354	9183
<b>Total</b>	40145	3757	462	31	3539	2965	13304	24898

## Sex and age of patients on ARVs



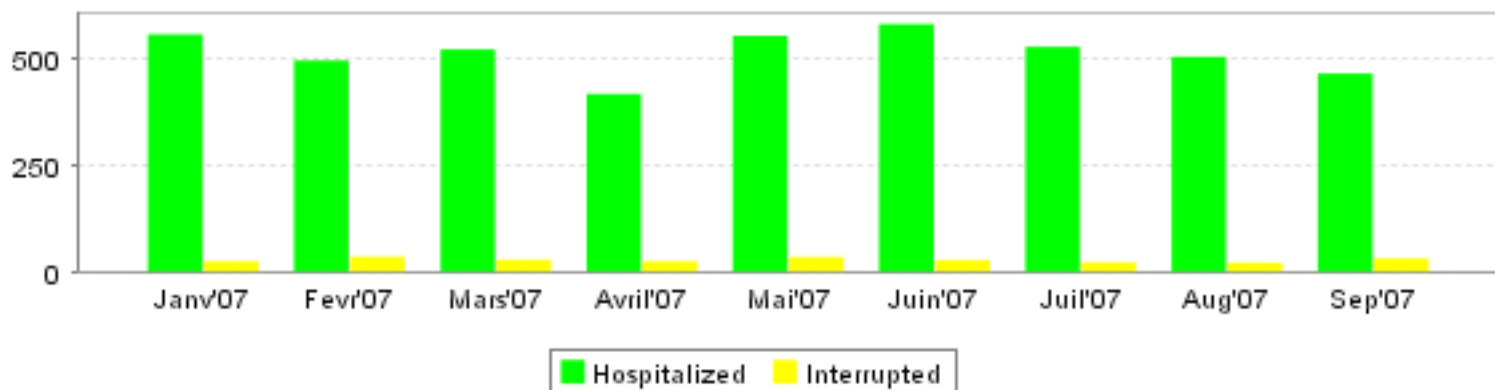
## WHO stage distribution



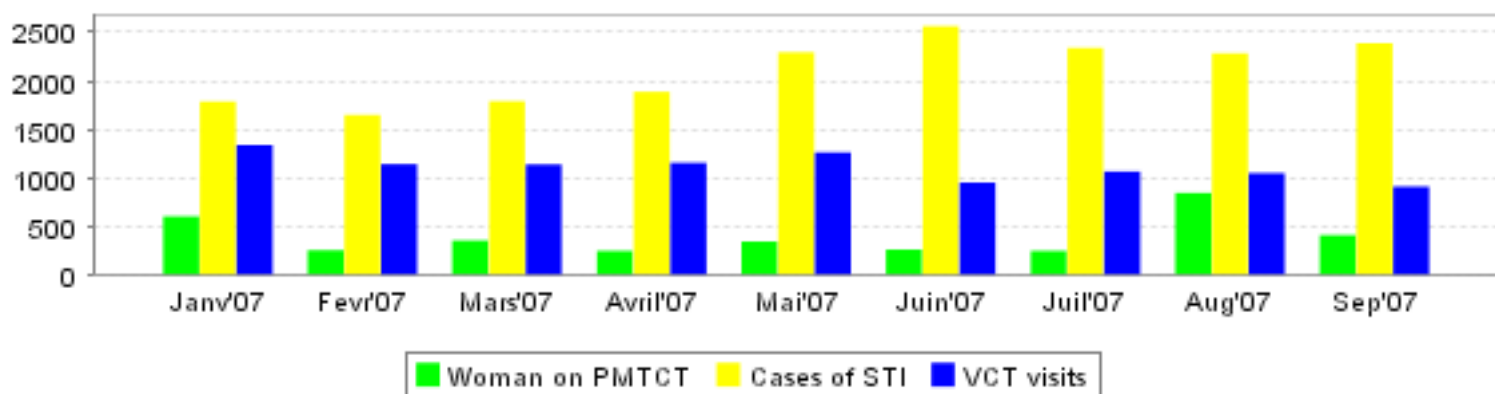
## Death and Lost to followup for ARV patients

	until Janv'07	Fevr'07	Mars'07	Avril'07	Mai'07	Juin'07	Juil'07	Aug'07	Sep'07	Total
<b>Died</b>	1965	88	213	209	208	228	213	208	207	3539
<b>Lost</b>	1833	72	187	58	91	212	60	248	204	2965

## Hospitalizations and Treatment Interruptions for ARV Patients



## PMTCT and STI's for ARV patients and VCT visits



## Reports to TracNET for Rwanda

	Janv'07	Fevr'07	Mars'07	Avril'07	Mai'07	Juin'07	Juil'07	Aug'07	Sep'07
<b>Reports</b>	136	138	138	140	143	151	151	153	155