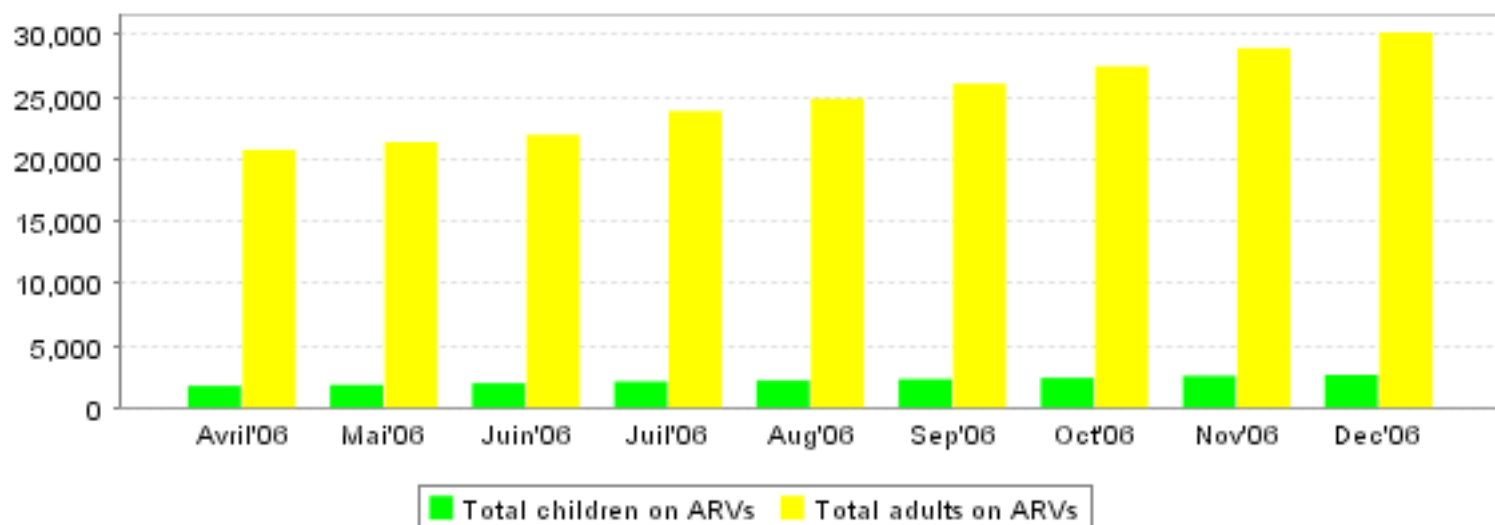


TRAC Report For Rwanda

On data reported up until 28 Dec 2006

Generated on 25 Janv 2007

Overview by month



Basic statistics

(When shown, the percentage is the percent of total on ARV; except deaths which are shown per 1000.)

	Adults on ARVs	Children on ARVs	On 2nd line	PMTCT	VCT	On ARVs >12 months	Lost	Died
Rwanda	31379	2757	388 (1%)	4453 (14%)	24438 (76%)	13424	1754 (5%)	1873 (59‰)
VILLE DE KIGALI	11849	1025	350 (3%)	1824 (17%)	6984 (65%)	5235	1005 (9%)	487 (45‰)
PROVINCE DE L'EST	5100	459	8 (0%)	848 (15%)	4091 (72%)	1737	163 (3%)	315 (56‰)
PROVINCE DE L'OUEST	5861	498	6 (0%)	672 (11%)	4850 (78%)	2773	139 (2%)	451 (73‰)
PROVINCE DU NORD	3866	338	4 (0%)	667 (15%)	4246 (94%)	1625	312 (7%)	289 (64‰)
PROVINCE DU SUD	4703	437	20 (0%)	442 (9%)	4267 (89%)	2054	135 (3%)	331 (69‰)

Basic statistics by partner

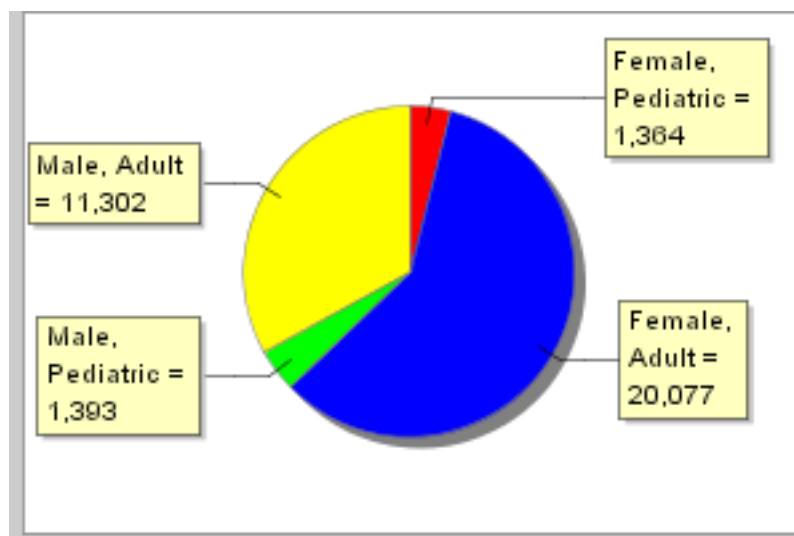
(When shown, the percentage is the percent of total on ARV; except deaths which are shown per 1000.)

	Adults on ARVs	Children on ARVs	On 2nd line	PMTCT	VCT	On ARVs >12 months	Lost	Died
MCAP	5910	424	88 (1%)	1333 (22%)	4085 (69%)	2963	643 (11%)	318 (54‰)
GF	8990	791	238 (3%)	879 (9%)	5993 (63%)	3283	721 (8%)	552 (58‰)
FHI	4988	388	18 (0%)	660 (14%)	5124 (108%)	2615	101 (2%)	305 (64‰)
PRIVE	142	6	11 (39%)	42 (150%)	7 (25%)	122	32 (114%)	2 (71‰)
MAP	5070	520	17 (0%)	537 (10%)	4646 (83%)	2200	163 (3%)	444 (79‰)
CRS	472	48	.	57 (12%)	368 (74%)	232	.	31 (63‰)
INTRAHEALTH	1133	102	1 (0%)	217 (20%)	730 (68%)	295	6 (1%)	48 (45‰)
AHF_GF	218	14	.	26 (12%)	141 (66%)	74	6 (3%)	6 (28‰)
MSF_GF	2207	257	10 (0%)	230 (11%)	1449 (69%)	1086	19 (1%)	60 (29‰)
PIH_GF	1939	155	5 (0%)	352 (19%)	1523 (81%)	502	33 (2%)	81 (43‰)
EGPAF	310	52	.	120 (25%)	372 (78%)	52	30 (6%)	26 (55‰)

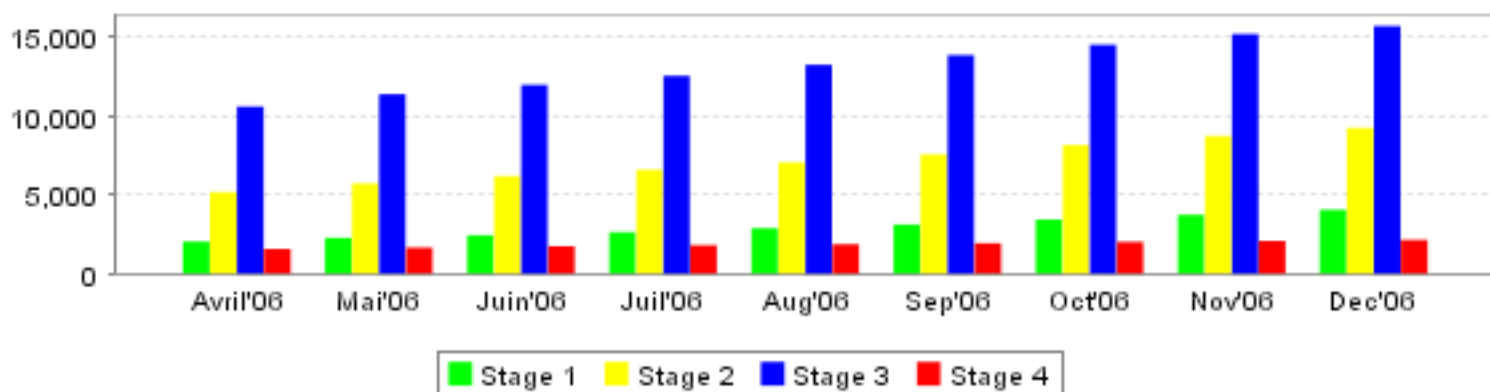
Overview by sex

	Adult 1st line	Pediatric 1st line	Adult 2nd line	Pediatric 2nd line	Died	Lost	Hosptlzd	On ARVs >12 months
Female	19846	1356	231	8	983	968	5298	8565
Male	11165	1381	137	12	890	786	3406	4859
Total	31011	2737	368	20	1873	1754	8704	13424

Sex and age of patients on ARVs



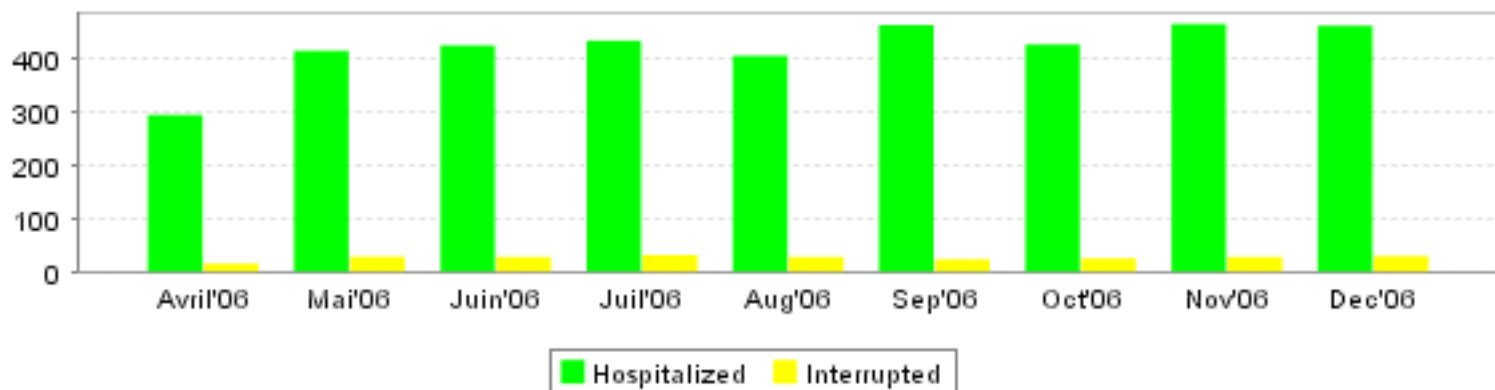
WHO stage distribution



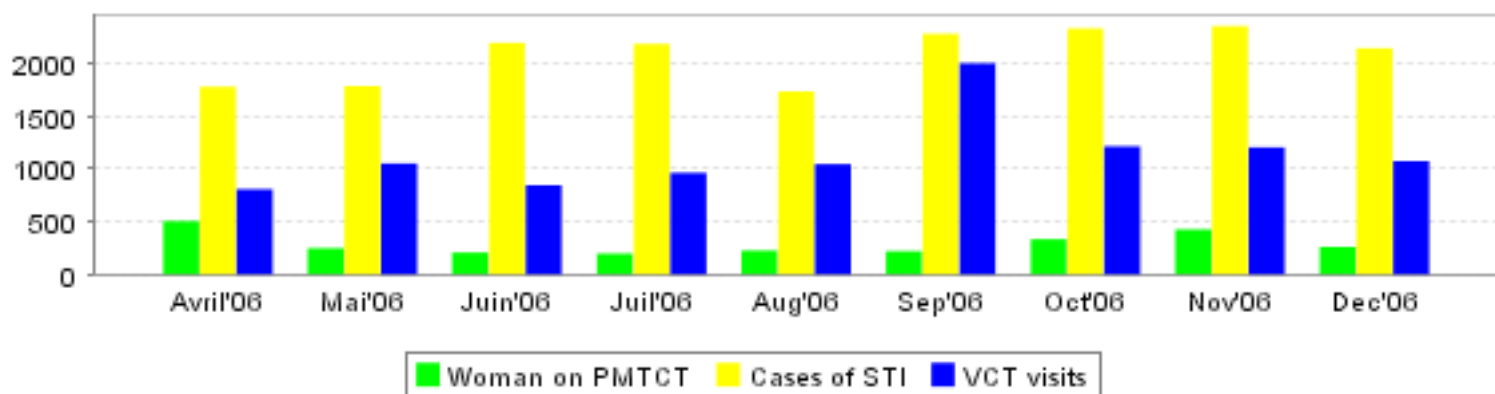
Death and Lost to followup for ARV patients

	until Avril'06	Mai'06	Juin'06	Juil'06	Aug'06	Sep'06	Oct'06	Nov'06	Dec'06	Total
Died	1203	77	81	65	85	91	89	89	93	1873
Lost	888	78	75	71	134	37	119	191	161	1754

Hospitalizations and Treatment Interruptions for ARV Patients



PMTCT and STI's for ARV patients and VCT visits



Reports to TracNET for Rwanda

	Avril'06	Mai'06	Juin'06	Juil'06	Aug'06	Sep'06	Oct'06	Nov'06	Dec'06
Reports	89	94	94	97	106	121	127	132	133