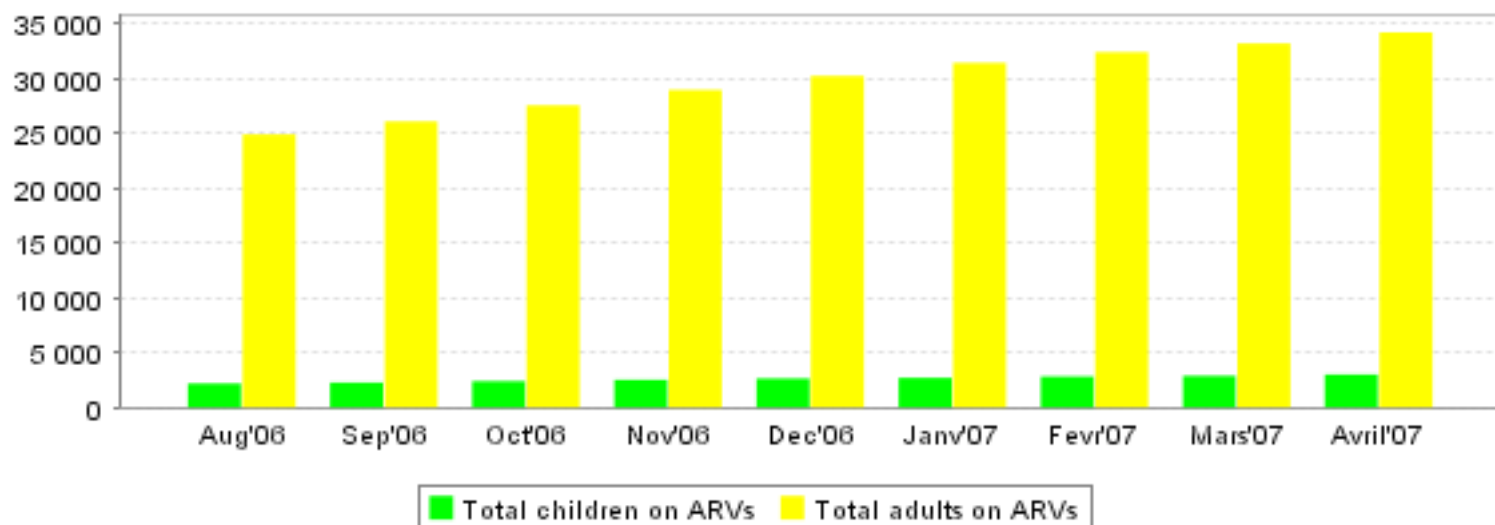


TRAC Report For Rwanda

On data reported up until 28 Avril 2007

Generated on 28 Mai 2007

Overview by month



Basic statistics

(When shown, the percentage is the percent of total on ARV; except deaths which are shown per 1000.)

	Adults on ARVs	Children on ARVs	On 2nd line	PMTCT	VCT	On ARVs >12 months	Lost	Died
Rwanda	34980	3131	990 (3%)	5905 (16%)	29201 (78%)	17993	2150 (6%)	2474 (66‰)
VILLE DE KIGALI	12969	1081	358 (3%)	2490 (20%)	7609 (63%)	6578	1239 (10%)	598 (49‰)
PROVINCE DE L'EST	5720	538	13 (0%)	1108 (16%)	5894 (88%)	2863	198 (3%)	383 (57‰)
PROVINCE DE L'OUEST	6689	616	104 (1%)	894 (12%)	5910 (79%)	3219	193 (3%)	547 (73‰)
PROVINCE DU NORD	4303	400	3 (0%)	815 (16%)	4829 (92%)	2222	361 (7%)	555 (106‰)
PROVINCE DU SUD	5299	496	512 (9%)	598 (11%)	4959 (88%)	3111	159 (3%)	391 (69‰)

Basic statistics by partner

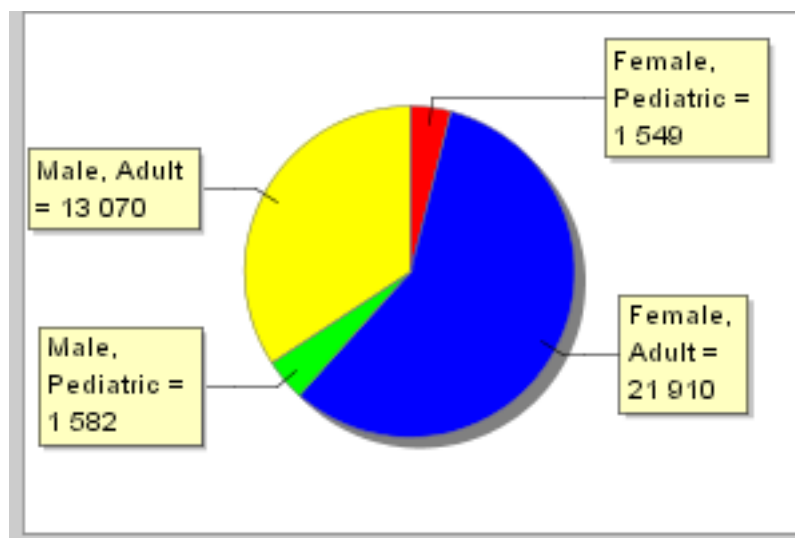
(When shown, the percentage is the percent of total on ARV; except deaths which are shown per 1000.)

	Adults on ARVs	Children on ARVs	On 2nd line	PMTCT	VCT	On ARVs >12 months	Lost	Died
MCAP/CTP	244	13	4 (2%)	6 (2%)	74 (28%)	209	.	4 (15‰)
CTP	107	5	1 (2%)	.	5 (8%)	77	2 (3%)	2 (32‰)
MCAP	6653	497	87 (1%)	1507 (22%)	4839 (70%)	3605	686 (10%)	388 (56‰)
FHI	5513	455	509 (9%)	950 (17%)	5691 (104%)	3422	241 (4%)	369 (67‰)
PRIVE	143	6	10 (36%)	82 (293%)	7 (25%)	138	32 (114%)	3 (107‰)
MAP	5863	593	115 (2%)	775 (12%)	5585 (83%)	2825	199 (3%)	505 (75‰)
CRS	531	52	.	68 (12%)	423 (74%)	274	3 (1%)	34 (60‰)
GF	8413	818	230 (2%)	1042 (11%)	5754 (61%)	3568	729 (8%)	794 (85‰)
INTRAHEALTH	1350	129	1 (0%)	261 (19%)	991 (72%)	476	6 (0%)	69 (50‰)
AHF_GF	267	19	1 (0%)	37 (14%)	189 (72%)	114	7 (3%)	16 (61‰)
EGPAF	445	68	.	164 (24%)	548 (81%)	194	32 (5%)	33 (49‰)
DU	1101	41	9 (1%)	325 (30%)	1005 (91%)	828	124 (11%)	83 (75‰)
MSF_GF	2383	258	17 (1%)	234 (10%)	1449 (64%)	1205	48 (2%)	69 (31‰)
PIH_GF	1961	177	6 (0%)	452 (22%)	2623 (125%)	1058	41 (2%)	105 (50‰)
WE_ACT	6	.	.	2 (11%)	18 (100%)	.	.	.

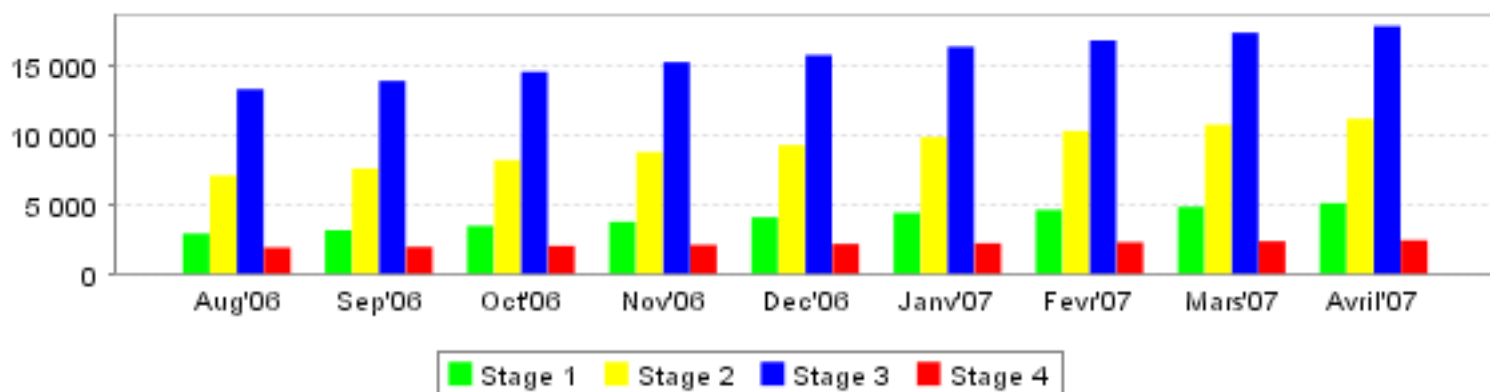
Overview by sex

	Adult 1st line	Pediatric 1st line	Adult 2nd line	Pediatric 2nd line	Died	Lost	Hosptlzd	On ARVs >12 months
Female	21676	1539	234	10	1283	1228	6444	11645
Male	12337	1569	733	13	1191	922	4236	6348
Total	34013	3108	967	23	2474	2150	10680	17993

Sex and age of patients on ARVs



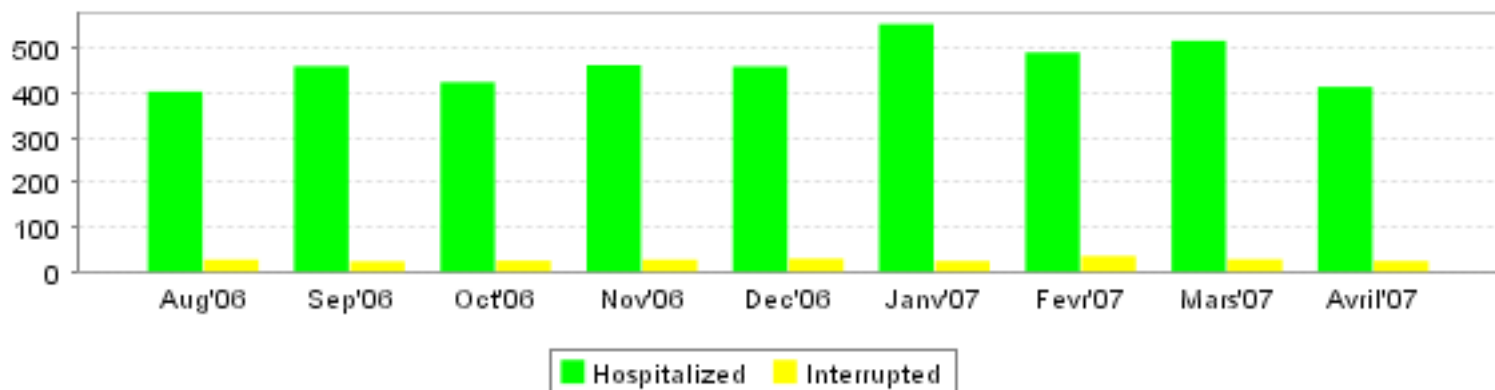
WHO stage distribution



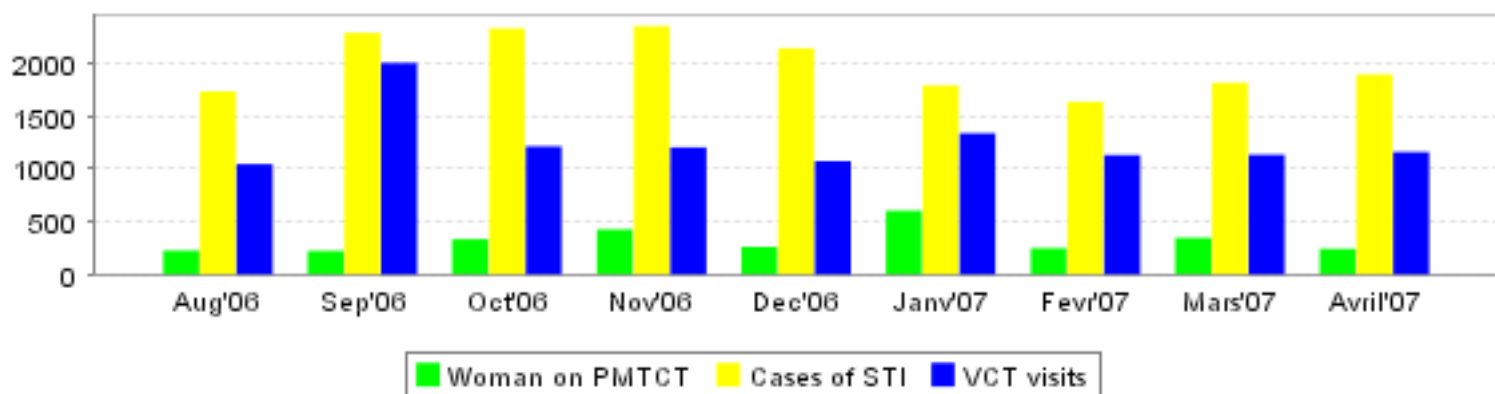
Death and Lost to followup for ARV patients

	until Aug'06	Sep'06	Oct'06	Nov'06	Dec'06	Janv'07	Fevr'07	Mars'07	Avril'07	Total
Died	1511	91	89	89	93	92	88	212	209	2474
Lost	1246	37	119	191	161	79	72	187	58	2150

Hospitalizations and Treatment Interruptions for ARV Patients



PMTCT and STI's for ARV patients and VCT visits



Reports to TracNET for Rwanda

	Aug'06	Sep'06	Oct'06	Nov'06	Dec'06	Janv'07	Fevr'07	Mars'07	Avril'07
Reports	106	122	127	132	133	136	137	137	139