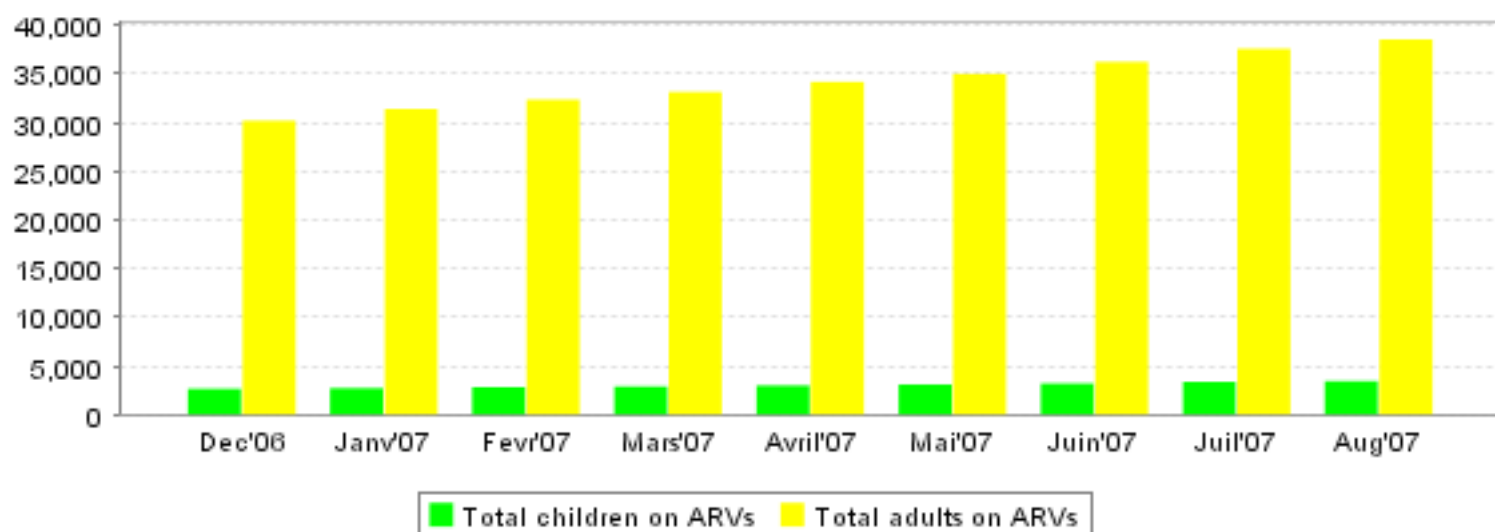


# TRAC Report For Rwanda

On data reported up until 28 Aug 2007

Generated on 21 Sep 2007

## Overview by month



## Basic statistics

(When shown, the percentage is the percent of total on ARV; except deaths which are shown per 1000.)

	Adults on ARVs	Children on ARVs	On 2nd line	PMTCT	VCT	On ARVs >12 months	Lost	Died
<b>Rwanda</b>	39378	3638	473 (1%)	7600 (18%)	33504 (78%)	26050	2761 (6%)	3331 (78‰)
<b>PROVINCE DE L'EST</b>	6317	600	20 (0%)	1298 (17%)	6960 (90%)	6896	271 (3%)	472 (61‰)
<b>PROVINCE DU NORD</b>	5032	500	3 (0%)	924 (15%)	5442 (91%)	3272	677 (11%)	1043 (175‰)
<b>VILLE DE KIGALI</b>	14347	1192	429 (3%)	2805 (21%)	8318 (61%)	7637	1357 (10%)	696 (51‰)
<b>PROVINCE DU SUD</b>	6021	570	15 (0%)	1458 (22%)	5698 (85%)	3494	192 (3%)	453 (67‰)
<b>PROVINCE DE L'OUEST</b>	7661	776	6 (0%)	1115 (13%)	7086 (80%)	4751	264 (3%)	667 (75‰)

## Basic statistics by partner

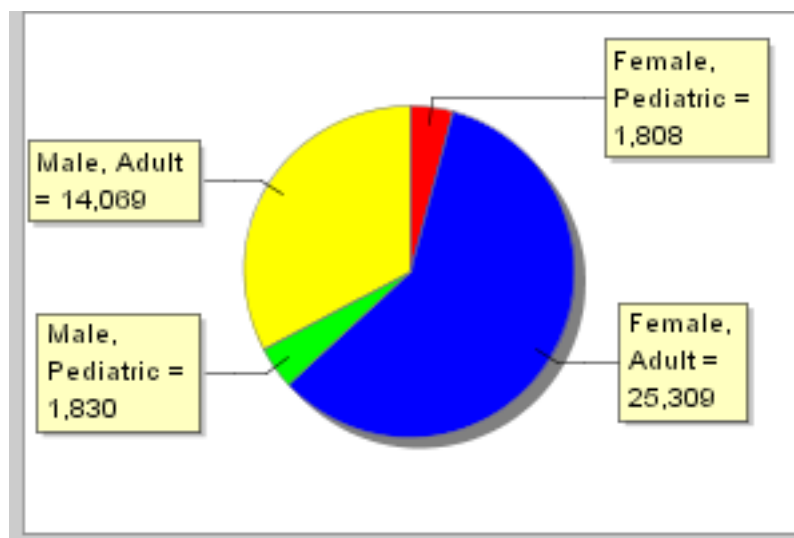
(When shown, the percentage is the percent of total on ARV; except deaths which are shown per 1000.)

	Adults on ARVs	Children on ARVs	On 2nd line	PMTCT	VCT	On ARVs >12 months	Lost	Died
<b>FHI</b>	6211	522	20 (0%)	1802 (28%)	6330 (98%)	3964	268 (4%)	425 (66‰)
<b>GF</b>	9270	937	285 (3%)	1175 (11%)	6486 (62%)	4517	1078 (10%)	1344 (129‰)
<b>CRS</b>	619	58	.	77 (11%)	507 (75%)	425	4 (1%)	42 (62‰)
<b>AHF_GF</b>	309	17	1 (0%)	53 (17%)	218 (72%)	155	9 (3%)	19 (62‰)
<b>EGPAF</b>	606	93	.	197 (22%)	687 (78%)	289	33 (4%)	40 (46‰)
<b>MCAP</b>	7808	644	100 (1%)	1729 (21%)	5738 (69%)	4750	732 (9%)	479 (58‰)
<b>MCAP_CTP</b>	275	13	7 (2%)	6 (2%)	98 (33%)	256	1 (0%)	6 (20‰)
<b>MSF_GF</b>	2524	273	17 (1%)	236 (10%)	1464 (61%)	1144	73 (3%)	73 (30‰)
<b>WE_ACT</b>	25	1	.	7 (29%)	18 (75%)	.	.	4 (167‰)
<b>INTRAHEALTH</b>	1566	148	1 (0%)	302 (18%)	1236 (76%)	919	7 (0%)	87 (53‰)
<b>MAP_EGPAF</b>	841	67	3 (0%)	79 (7%)	613 (54%)	335	12 (1%)	49 (43‰)
<b>MAP</b>	3566	387	9 (0%)	509 (13%)	3478 (86%)	2118	177 (4%)	326 (81‰)
<b>MAP_Intrahealth</b>	725	75	1 (0%)	177 (16%)	1034 (92%)	3547	39 (3%)	84 (75‰)
<b>PIH_GF</b>	2096	189	6 (0%)	540 (23%)	3051 (132%)	1374	99 (4%)	131 (57‰)
<b>DU</b>	1192	42	11 (1%)	358 (30%)	1145 (96%)	953	169 (14%)	88 (74‰)
<b>PRIVE</b>	143	6	10 (36%)	122 (436%)	7 (25%)	138	32 (114%)	7 (250‰)
<b>MAP_CRS</b>	1415	160	1 (0%)	231 (15%)	1383 (88%)	1009	25 (2%)	125 (79‰)
<b>CTP</b>	187	6	1 (1%)	.	11 (8%)	157	3 (2%)	2 (15‰)

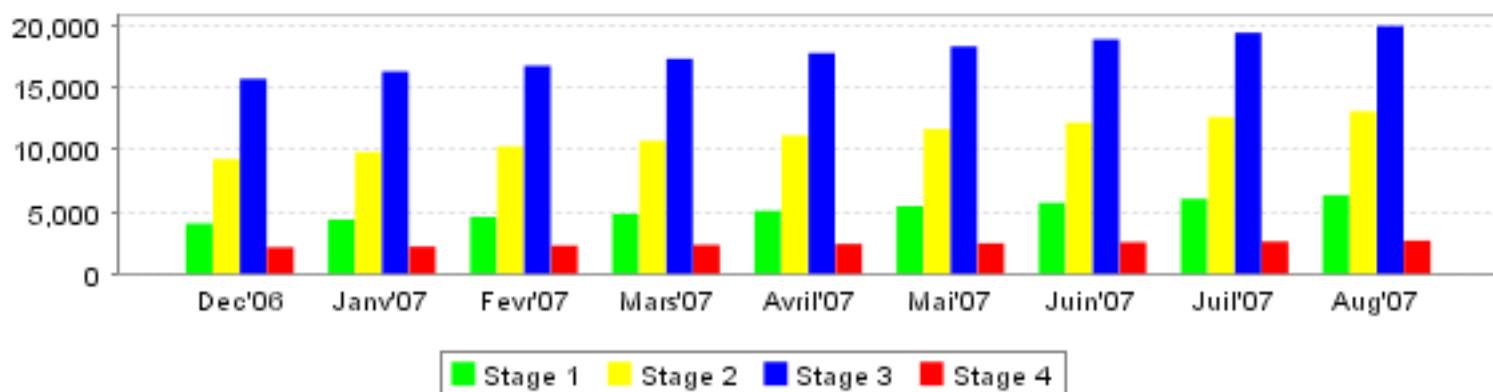
## Overview by sex

	Adult 1st line	Pediatric 1st line	Adult 2nd line	Pediatric 2nd line	Died	Lost	Hosptlzd	On ARVs >12 months
<b>Female</b>	25048	1790	261	18	1714	1621	7685	17504
<b>Male</b>	13890	1815	179	15	1617	1140	5147	8546
<b>Total</b>	38938	3605	440	33	3331	2761	12832	26050

## Sex and age of patients on ARVs



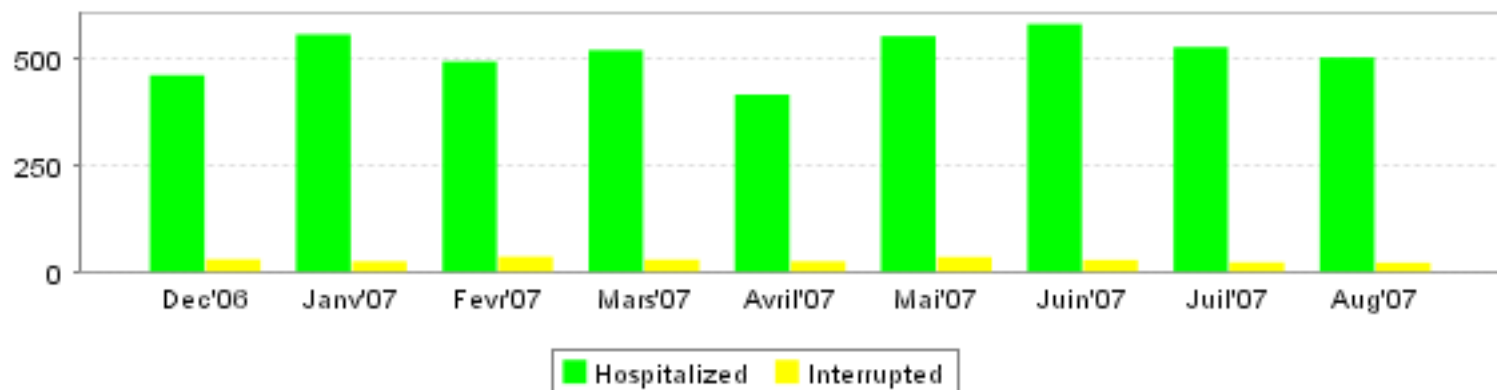
## WHO stage distribution



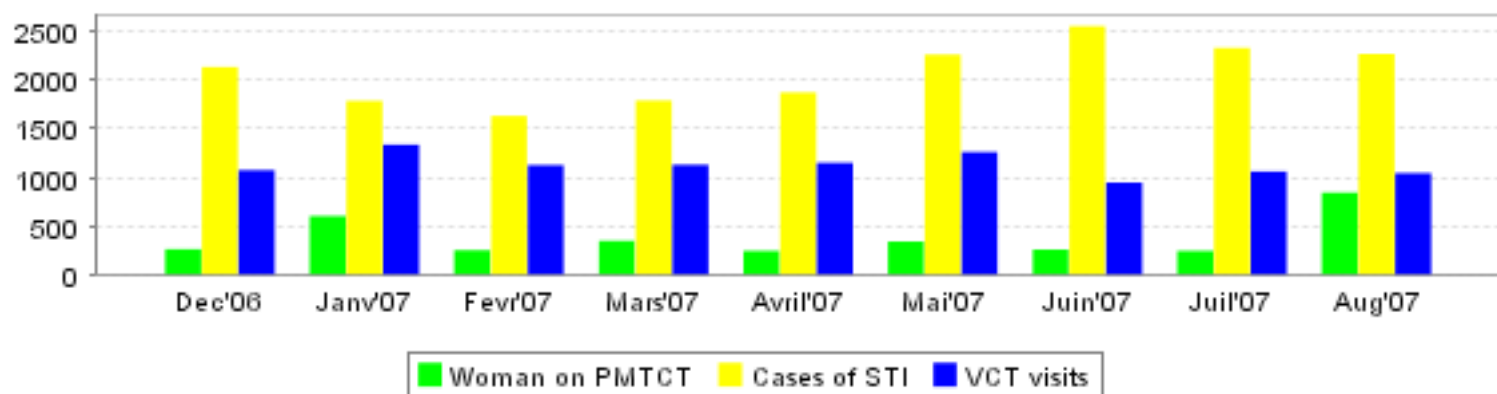
## Death and Lost to followup for ARV patients

	until Dec'06	Janv'07	Fevr'07	Mars'07	Avril'07	Mai'07	Juin'07	Juil'07	Aug'07	Total
<b>Died</b>	1873	92	88	213	209	208	228	212	208	3331
<b>Lost</b>	1754	79	72	187	58	91	212	60	248	2761

## Hospitalizations and Treatment Interruptions for ARV Patients



## PMTCT and STI's for ARV patients and VCT visits



## Reports to TracNET for Rwanda

	Dec'06	Janv'07	Fevr'07	Mars'07	Avril'07	Mai'07	Juin'07	Juil'07	Aug'07
<b>Reports</b>	133	136	137	137	139	142	150	150	152