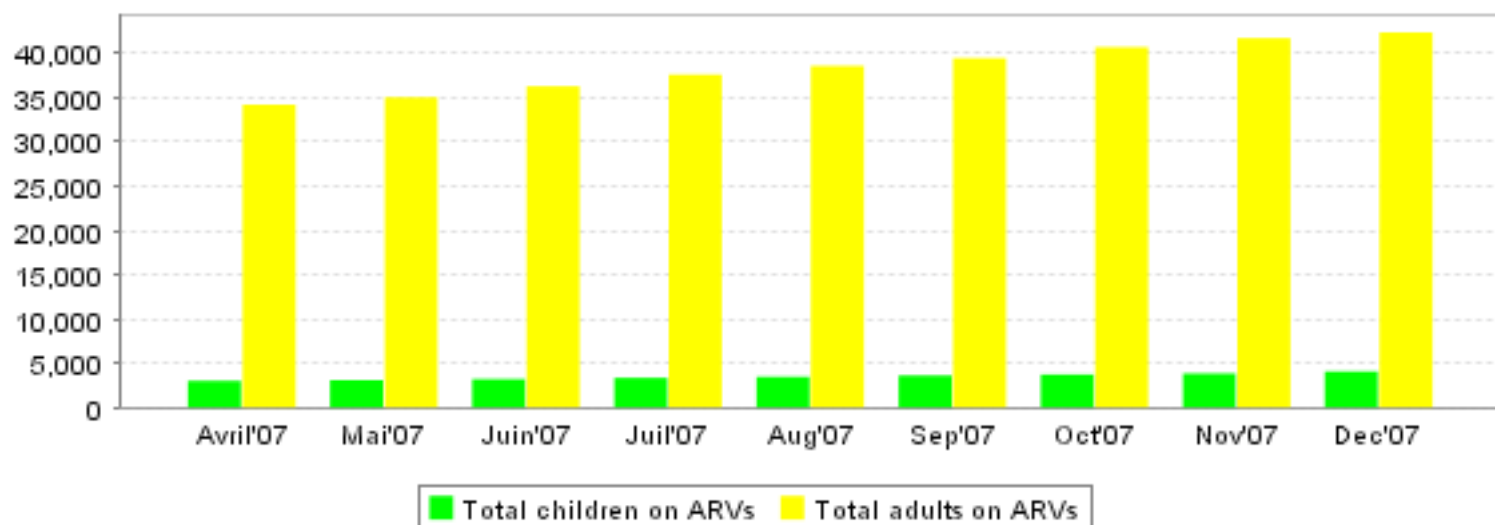


TRAC Report For Rwanda

On data reported up until 28 Dec 2007

Generated on 04 Fevr 2008

Overview by month



Basic statistics

(When shown, the percentage is the percent of total on ARV; except deaths which are shown per 1000.)

	Adults on ARVs	Children on ARVs	On 2nd line	PMTCT	VCT	On ARVs >12 months	Lost	Died
Rwanda	43719	4350	517 (1%)	8663 (18%)	37687 (78%)	29452	3283 (7%)	3916 (81‰)
VILLE DE KIGALI	15178	1299	436 (3%)	3052 (20%)	9072 (61%)	9995	1440 (10%)	759 (51‰)
PROVINCE DE L'EST	7150	728	20 (0%)	1527 (17%)	7735 (88%)	4568	318 (4%)	533 (61‰)
PROVINCE DE L'OUEST	8897	1039	32 (0%)	1329 (13%)	8280 (81%)	5653	325 (3%)	772 (75‰)
PROVINCE DU NORD	5439	574	2 (0%)	1046 (16%)	5985 (89%)	4094	977 (15%)	1333 (199‰)
PROVINCE DU SUD	7055	710	27 (0%)	1709 (22%)	6615 (85%)	5142	223 (3%)	519 (67‰)

Basic statistics by partner

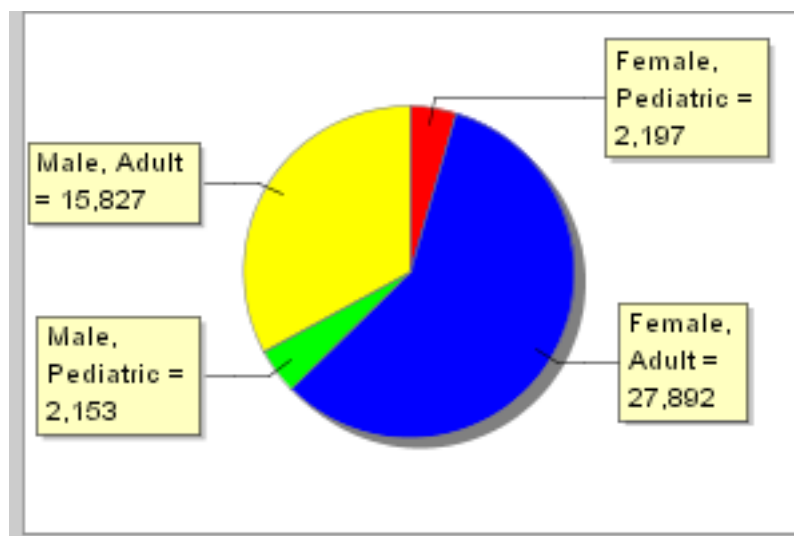
(When shown, the percentage is the percent of total on ARV; except deaths which are shown per 1000.)

	Adults on ARVs	Children on ARVs	On 2nd line	PMTCT	VCT	On ARVs >12 months	Lost	Died
MCAP_CTP	288	14	7 (2%)	6 (2%)	108 (34%)	267	1 (0%)	6 (19‰)
CTP	439	30	31 (19%)	.	15 (9%)	351	6 (4%)	5 (31‰)
MCAP	9136	890	104 (1%)	1899 (19%)	6737 (69%)	5713	775 (8%)	556 (57‰)
FHI	6283	571	27 (0%)	1744 (27%)	6347 (98%)	4601	271 (4%)	393 (60‰)
PRIVE	146	10	12 (26%)	132 (287%)	7 (15%)	117	32 (70%)	2 (43‰)
MAP	3886	444	13 (0%)	612 (14%)	3876 (86%)	2703	217 (5%)	371 (82‰)
CRS	766	97	22 (3%)	92 (12%)	638 (80%)	588	4 (1%)	50 (63‰)
MAP_CRS	1465	180	2 (0%)	282 (16%)	1506 (88%)	1055	27 (2%)	141 (82‰)
GF	9562	988	254 (2%)	1388 (12%)	7440 (64%)	5561	1426 (12%)	1681 (144‰)
INTRAHEALTH	1766	188	.	355 (18%)	1447 (75%)	1198	9 (0%)	111 (57‰)
EGPAF	1477	189	3 (0%)	486 (27%)	1355 (75%)	1031	61 (3%)	114 (63‰)
AHF_GF	341	22	1 (0%)	55 (16%)	250 (74%)	224	10 (3%)	19 (56‰)
MAP_EGPAF	1438	144	2 (0%)	202 (11%)	1186 (65%)	747	20 (1%)	87 (48‰)
DU	1331	44	11 (1%)	380 (28%)	1284 (96%)	1092	191 (14%)	97 (73‰)
MSF_GF	2606	277	20 (1%)	236 (10%)	1485 (61%)	2385	76 (3%)	74 (30‰)
PIH_GF	2292	225	7 (0%)	707 (28%)	3262 (128%)	1678	118 (5%)	146 (57‰)
MAP_Intrahealth	450	34	1 (0%)	78 (10%)	723 (96%)	116	39 (5%)	59 (78‰)
WE_ACT	47	3	.	9 (31%)	21 (72%)	25	.	4 (138‰)

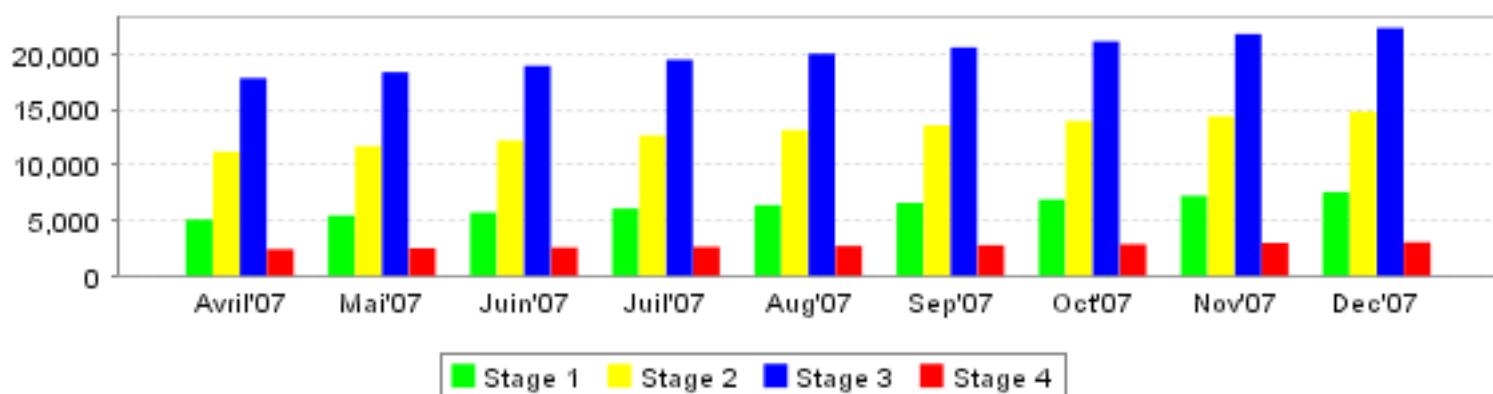
Overview by sex

	Adult 1st line	Pediatric 1st line	Adult 2nd line	Pediatric 2nd line	Died	Lost	Hosptlzd	On ARVs >12 months
Female	27602	2186	290	11	2001	1967	8791	18914
Male	15633	2131	194	22	1915	1316	5985	10538
Total	43235	4317	484	33	3916	3283	14776	29452

Sex and age of patients on ARVs



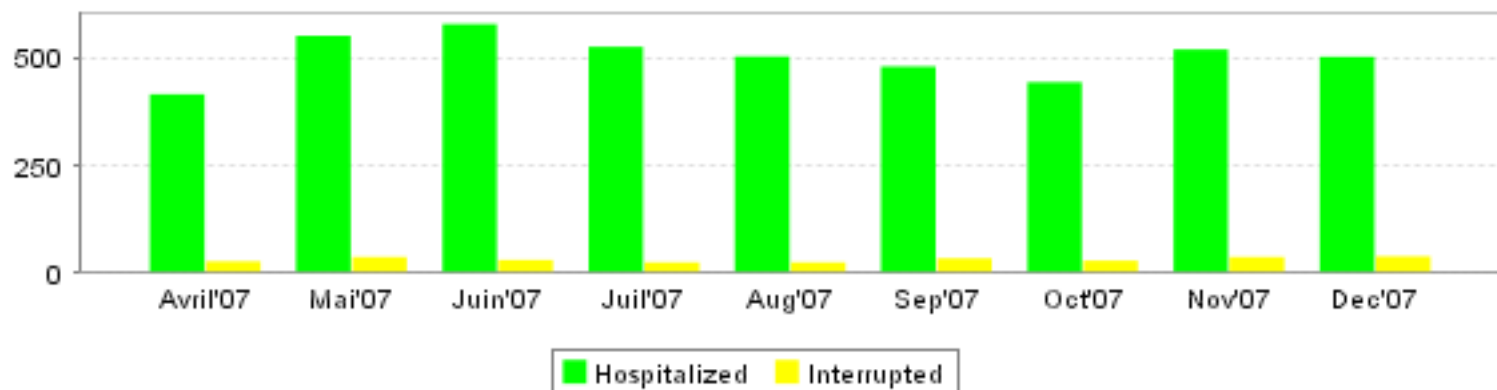
WHO stage distribution



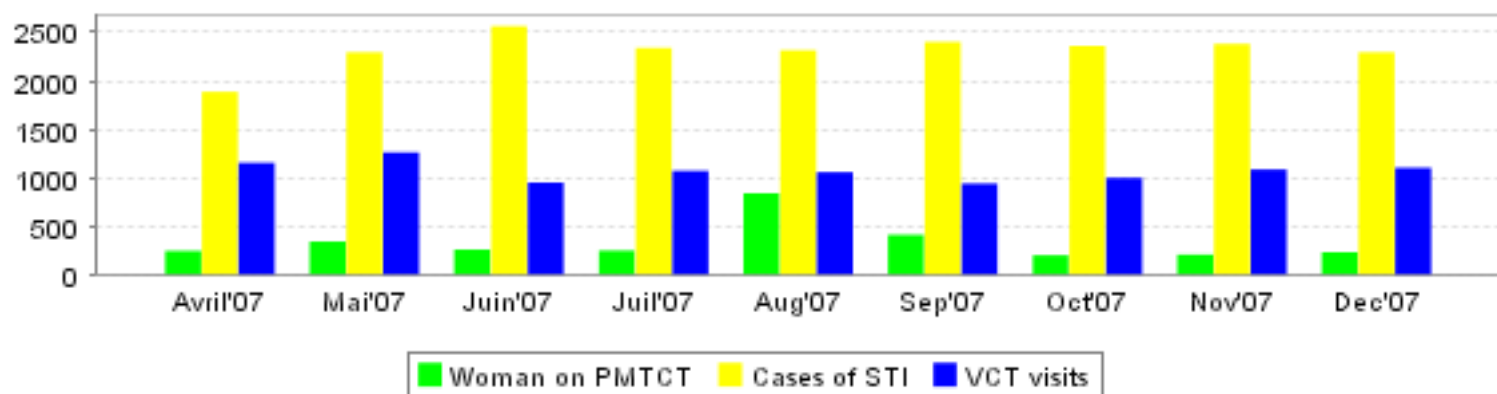
Death and Lost to followup for ARV patients

	until Avril'07	Mai'07	Juin'07	Juil'07	Aug'07	Sep'07	Oct'07	Nov'07	Dec'07	Total
Died	2474	207	227	212	207	207	207	87	88	3916
Lost	2150	91	212	60	248	204	203	63	52	3283

Hospitalizations and Treatment Interruptions for ARV Patients



PMTCT and STI's for ARV patients and VCT visits



Reports to TracNET for Rwanda

	Avril'07	Mai'07	Juin'07	Juil'07	Aug'07	Sep'07	Oct'07	Nov'07	Dec'07
Reports	140	143	151	152	154	156	156	161	165