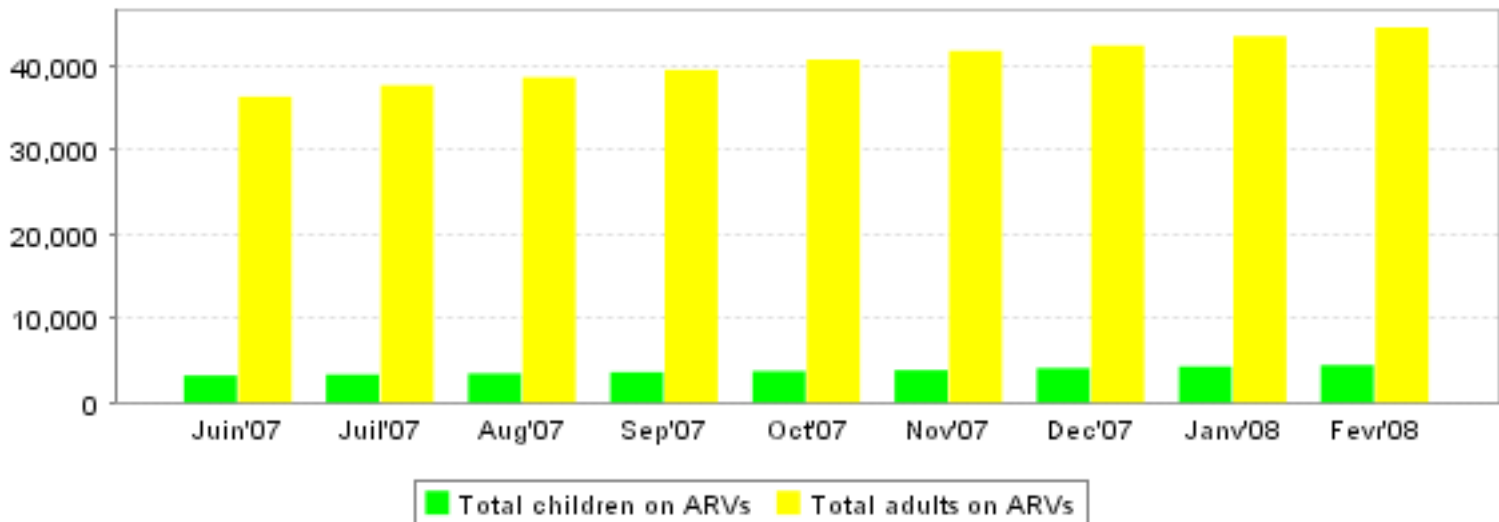


# TRAC Report For Rwanda

On data reported up until 28 Fevr 2008

Generated on 27 Mars 2008

## Overview by month



## Basic statistics

(When shown, the percentage is the percent of total on ARV; except deaths which are shown per 1000.)

	Adults on ARVs	Children on ARVs	On 2nd line	PMTCT	VCT	On ARVs >12 months	Lost	Died
<b>Rwanda</b>	45487	4577	493 (1%)	9244 (18%)	39846 (77%)	31016	3400 (7%)	4079 (79‰)
<b>VILLE DE KIGALI</b>	15389	1321	436 (3%)	3167 (20%)	9468 (60%)	10327	1482 (9%)	787 (50‰)
<b>PROVINCE DE L'EST</b>	7511	761	22 (0%)	1643 (18%)	8103 (88%)	4831	323 (3%)	567 (61‰)
<b>PROVINCE DE L'OUEST</b>	9161	1133	11 (0%)	1411 (13%)	8900 (80%)	6091	361 (3%)	831 (75‰)
<b>PROVINCE DU NORD</b>	5848	613	4 (0%)	1186 (17%)	6289 (88%)	4233	989 (14%)	1358 (190‰)
<b>PROVINCE DU SUD</b>	7578	749	20 (0%)	1837 (22%)	7086 (84%)	5534	245 (3%)	536 (64‰)

## Basic statistics by partner

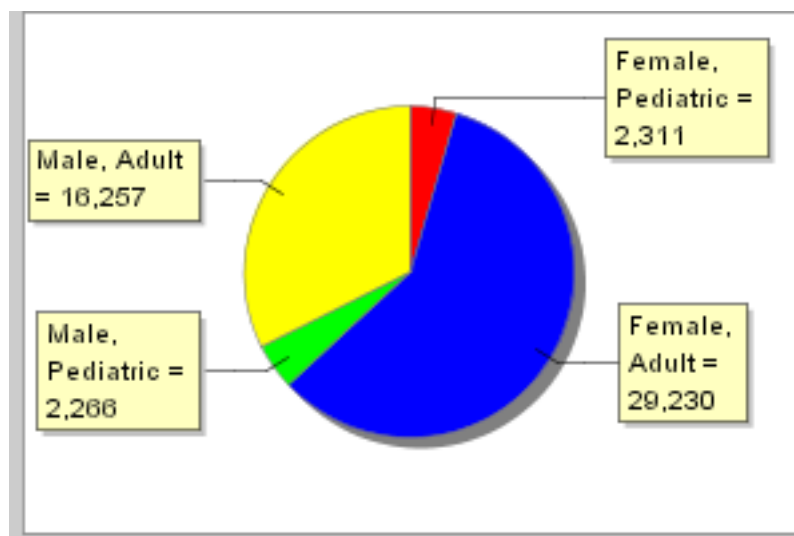
(When shown, the percentage is the percent of total on ARV; except deaths which are shown per 1000.)

	Adults on ARVs	Children on ARVs	On 2nd line	PMTCT	VCT	On ARVs >12 months	Lost	Died
<b>MCAP_CTP</b>	302	19	7 (2%)	6 (2%)	120 (35%)	272	2 (1%)	7 (20‰)
<b>CTP</b>	450	32	33 (19%)	.	22 (13%)	352	7 (4%)	5 (29‰)
<b>MCAP</b>	9373	952	106 (1%)	1971 (19%)	7257 (69%)	5874	801 (8%)	605 (57‰)
<b>FHI</b>	6859	610	20 (0%)	1888 (27%)	6788 (96%)	5006	290 (4%)	410 (58‰)
<b>PRIVE</b>	144	10	10 (21%)	132 (281%)	7 (15%)	137	32 (68%)	2 (43‰)
<b>MAP</b>	4049	461	12 (0%)	646 (14%)	4037 (86%)	2970	249 (5%)	388 (82‰)
<b>CRS</b>	857	107	1 (0%)	96 (11%)	702 (81%)	653	4 (0%)	53 (61‰)
<b>MAP_CRS</b>	1484	205	4 (0%)	299 (17%)	1582 (88%)	1072	31 (2%)	146 (82‰)
<b>GF</b>	9696	1000	251 (2%)	1565 (13%)	7849 (64%)	5808	1453 (12%)	1714 (139‰)
<b>INTRAHEALTH</b>	1986	214	.	369 (17%)	1596 (75%)	1346	9 (0%)	120 (56‰)
<b>EGPAF</b>	1661	197	5 (0%)	508 (26%)	1488 (76%)	1159	68 (3%)	121 (62‰)
<b>AHF_GF</b>	341	26	1 (0%)	62 (18%)	261 (74%)	228	10 (3%)	21 (60‰)
<b>MAP_EGPAF</b>	1499	151	2 (0%)	208 (11%)	1270 (66%)	818	20 (1%)	94 (49‰)
<b>DU</b>	1331	44	11 (1%)	380 (28%)	1284 (96%)	1092	191 (14%)	97 (73‰)
<b>MSF_GF</b>	2606	277	20 (1%)	236 (10%)	1485 (61%)	2385	76 (3%)	74 (30‰)
<b>PIH_GF</b>	2324	231	9 (0%)	790 (30%)	3336 (127%)	1685	118 (5%)	158 (60‰)
<b>MAP_Intrahealth</b>	478	38	1 (0%)	79 (10%)	741 (96%)	134	39 (5%)	60 (78‰)
<b>WE_ACT</b>	47	3	.	9 (31%)	21 (72%)	25	.	4 (138‰)

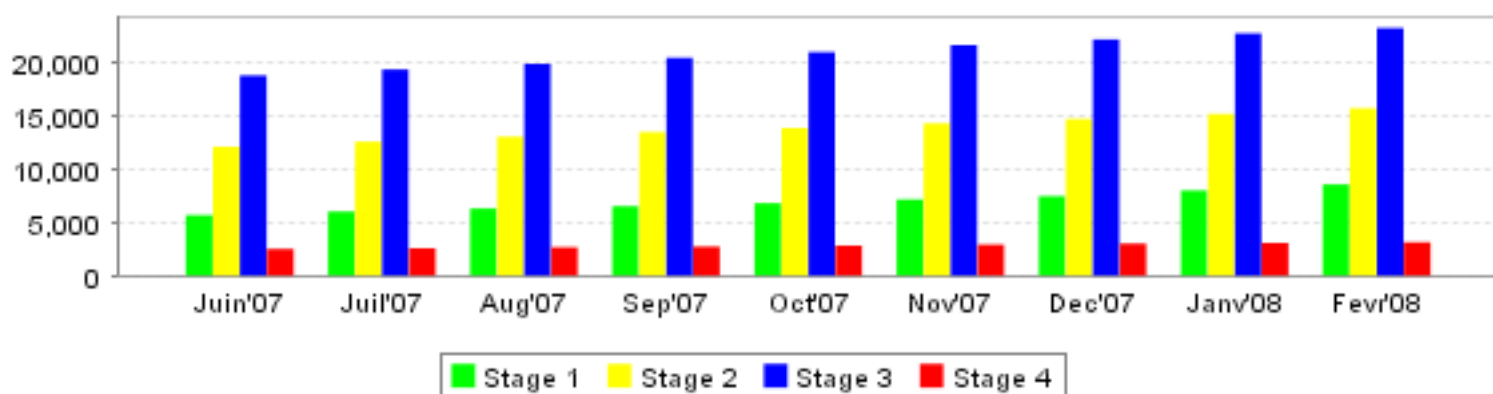
## Overview by sex

	Adult 1st line	Pediatric 1st line	Adult 2nd line	Pediatric 2nd line	Died	Lost	Hosptlzd	On ARVs >12 months
<b>Female</b>	28934	2300	296	11	2079	2043	9282	19990
<b>Male</b>	16086	2251	171	15	2000	1357	6281	11026
<b>Total</b>	45020	4551	467	26	4079	3400	15563	31016

## Sex and age of patients on ARVs



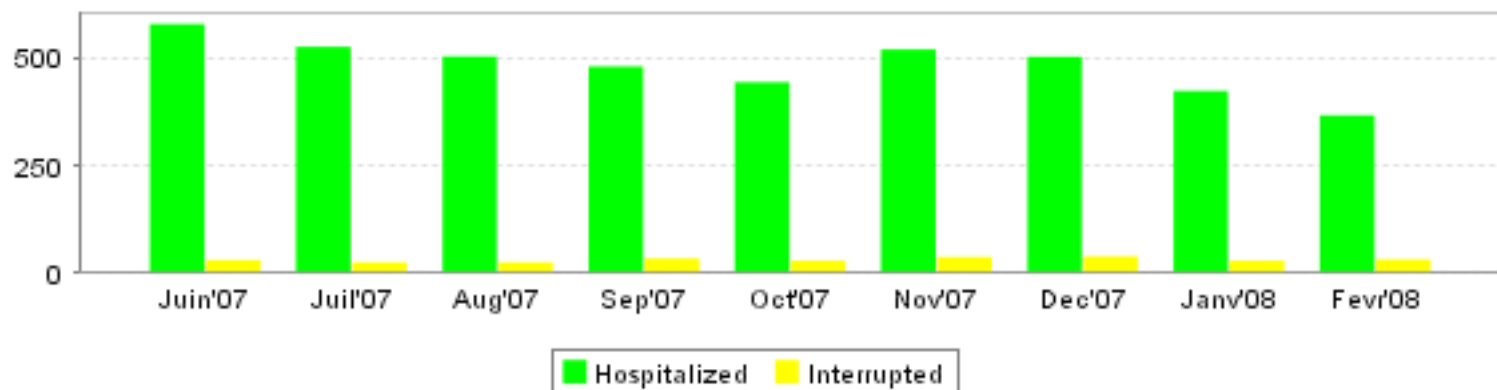
## WHO stage distribution



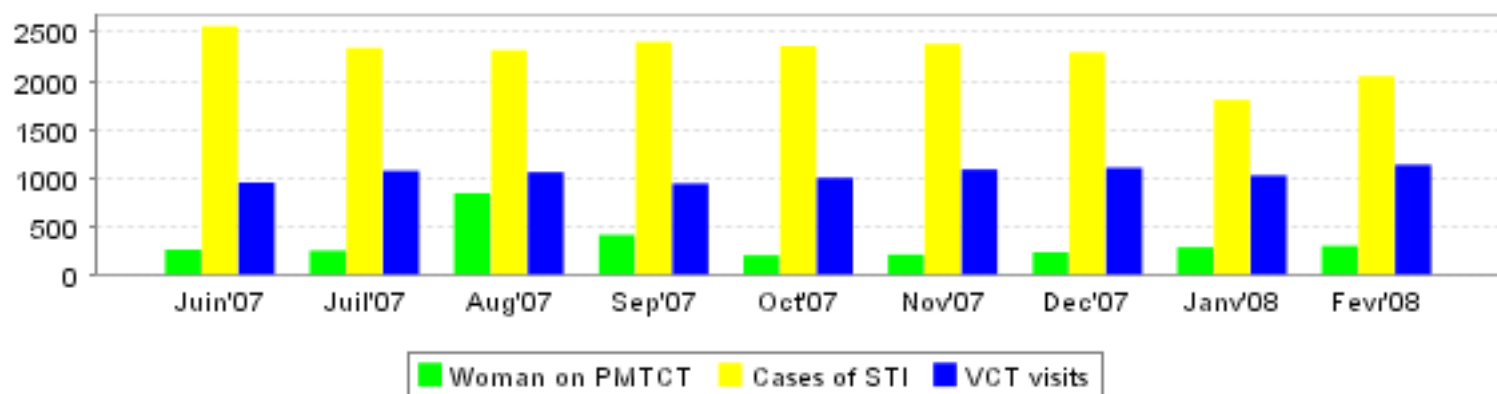
## Death and Lost to followup for ARV patients

	until Juin'07	Juil'07	Aug'07	Sep'07	Oct'07	Nov'07	Dec'07	Janv'08	Fevr'08	Total
<b>Died</b>	2908	212	207	207	207	87	88	94	69	4079
<b>Lost</b>	2453	60	248	204	203	63	52	58	59	3400

## Hospitalizations and Treatment Interruptions for ARV Patients



## PMTCT and STI's for ARV patients and VCT visits



## Reports to TracNET for Rwanda

	Juin'07	Juil'07	Aug'07	Sep'07	Oct'07	Nov'07	Dec'07	Janv'08	Fevr'08
<b>Reports</b>	151	152	154	156	156	161	165	171	173