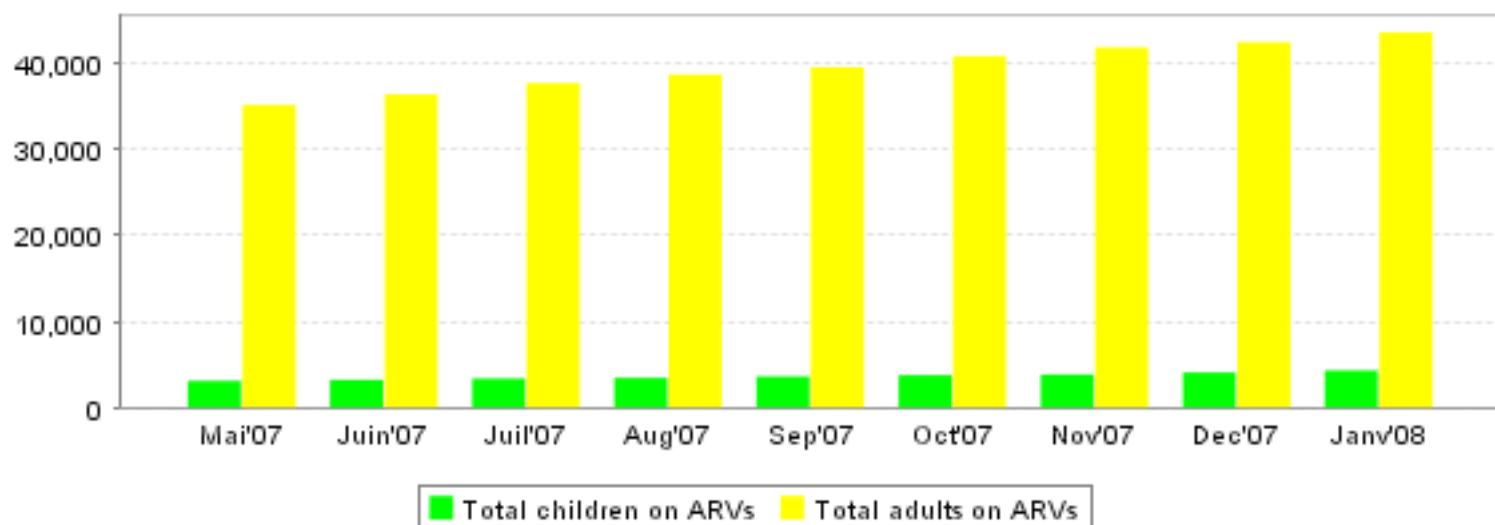


TRAC Report For Rwanda

On data reported up until 28 Janv 2008

Generated on 13 Mars 2008

Overview by month



Basic statistics

(When shown, the percentage is the percent of total on ARV; except deaths which are shown per 1000.)

	Adults on ARVs	Children on ARVs	On 2nd line	PMTCT	VCT	On ARVs >12 months	Lost	Died
Rwanda	44446	4475	487 (1%)	8946 (18%)	38711 (77%)	30051	3341 (7%)	4010 (80‰)
VILLE DE KIGALI	15261	1313	433 (3%)	3118 (20%)	9261 (60%)	10177	1470 (10%)	775 (50‰)
PROVINCE DE L'EST	7396	755	22 (0%)	1600 (18%)	7937 (88%)	4601	318 (4%)	548 (61‰)
PROVINCE DE L'OUEST	8866	1089	10 (0%)	1365 (13%)	8561 (81%)	5848	339 (3%)	813 (77‰)
PROVINCE DU NORD	5630	604	2 (0%)	1080 (16%)	6115 (88%)	4195	980 (14%)	1345 (194‰)
PROVINCE DU SUD	7293	714	20 (0%)	1783 (22%)	6837 (85%)	5230	234 (3%)	529 (65‰)

Basic statistics by partner

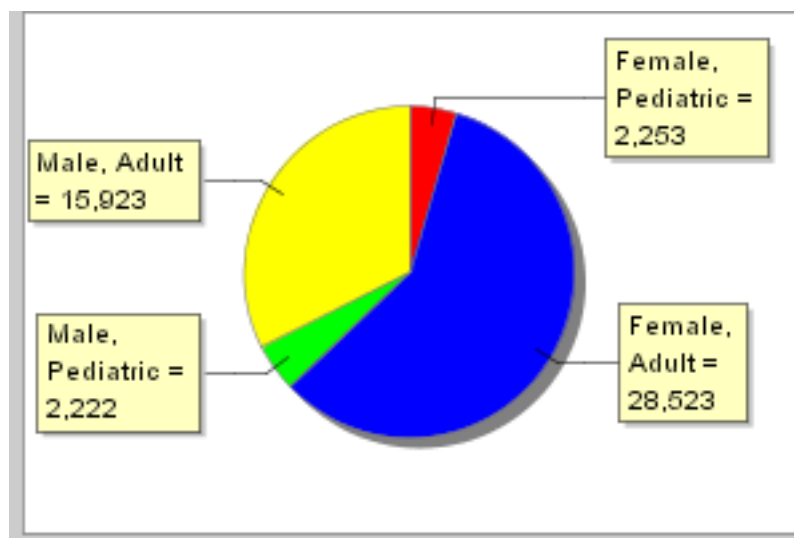
(When shown, the percentage is the percent of total on ARV; except deaths which are shown per 1000.)

	Adults on ARVs	Children on ARVs	On 2nd line	PMTCT	VCT	On ARVs >12 months	Lost	Died
MCAP_CTP	296	16	7 (2%)	6 (2%)	116 (35%)	268	2 (1%)	7 (21‰)
CTP	445	32	32 (19%)	.	18 (11%)	352	6 (4%)	5 (30‰)
MCAP	9106	915	105 (1%)	1946 (19%)	6967 (69%)	5721	786 (8%)	590 (58‰)
FHI	6569	582	20 (0%)	1825 (27%)	6555 (97%)	4895	288 (4%)	401 (59‰)
PRIVE	144	10	11 (23%)	132 (281%)	7 (15%)	137	32 (68%)	2 (43‰)
MAP	3948	449	12 (0%)	628 (14%)	3948 (86%)	2688	232 (5%)	384 (84‰)
CRS	817	104	.	93 (11%)	672 (81%)	634	4 (0%)	51 (62‰)
MAP_CRS	1456	201	4 (0%)	286 (16%)	1545 (88%)	1013	30 (2%)	146 (83‰)
GF	9607	998	249 (2%)	1440 (12%)	7644 (64%)	5719	1436 (12%)	1696 (141‰)
INTRAHEALTH	1882	209	.	364 (18%)	1503 (74%)	1292	9 (0%)	115 (57‰)
EGPAF	1567	192	3 (0%)	493 (26%)	1424 (76%)	1099	62 (3%)	116 (62‰)
AHF_GF	346	24	1 (0%)	59 (17%)	256 (74%)	238	10 (3%)	20 (58‰)
MAP_EGPAF	1465	152	2 (0%)	204 (11%)	1222 (65%)	791	20 (1%)	91 (49‰)
DU	1331	44	11 (1%)	380 (28%)	1284 (96%)	1092	191 (14%)	97 (73‰)
MSF_GF	2606	277	20 (1%)	236 (10%)	1485 (61%)	2385	76 (3%)	74 (30‰)
PIH_GF	2343	232	9 (0%)	767 (30%)	3308 (128%)	1575	118 (5%)	151 (58‰)
MAP_Intrahealth	471	35	1 (0%)	78 (10%)	736 (96%)	127	39 (5%)	60 (78‰)
WE_ACT	47	3	.	9 (31%)	21 (72%)	25	.	4 (138‰)

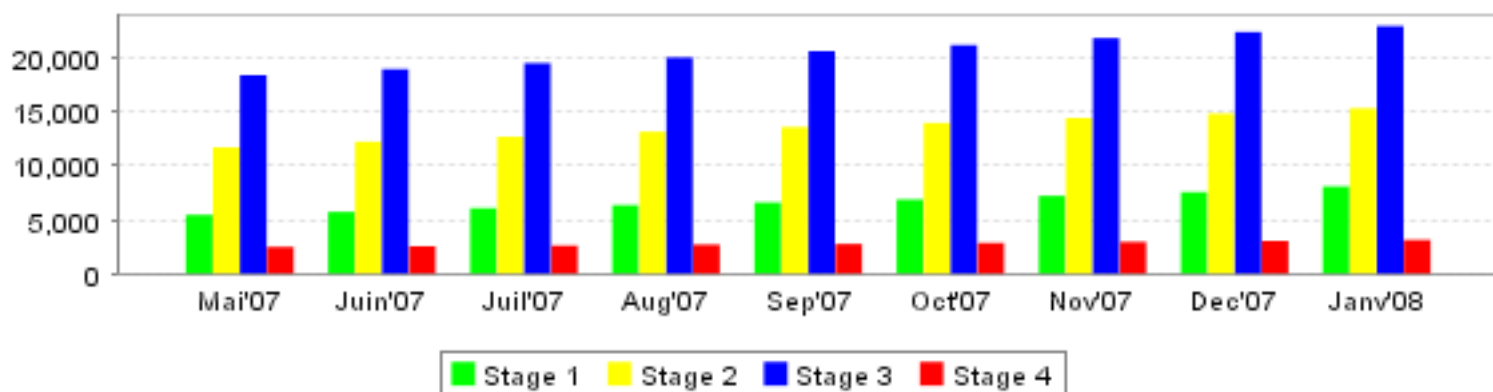
Overview by sex

	Adult 1st line	Pediatric 1st line	Adult 2nd line	Pediatric 2nd line	Died	Lost	Hosptlzd	On ARVs >12 months
Female	28236	2242	287	11	2053	2012	9056	19500
Male	15749	2207	174	15	1957	1329	6142	10551
Total	43985	4449	461	26	4010	3341	15198	30051

Sex and age of patients on ARVs



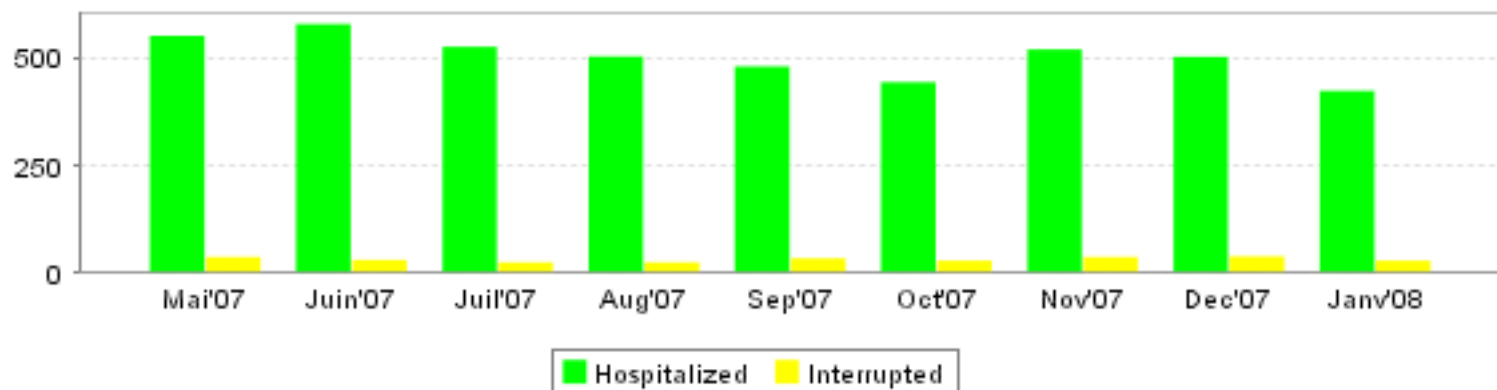
WHO stage distribution



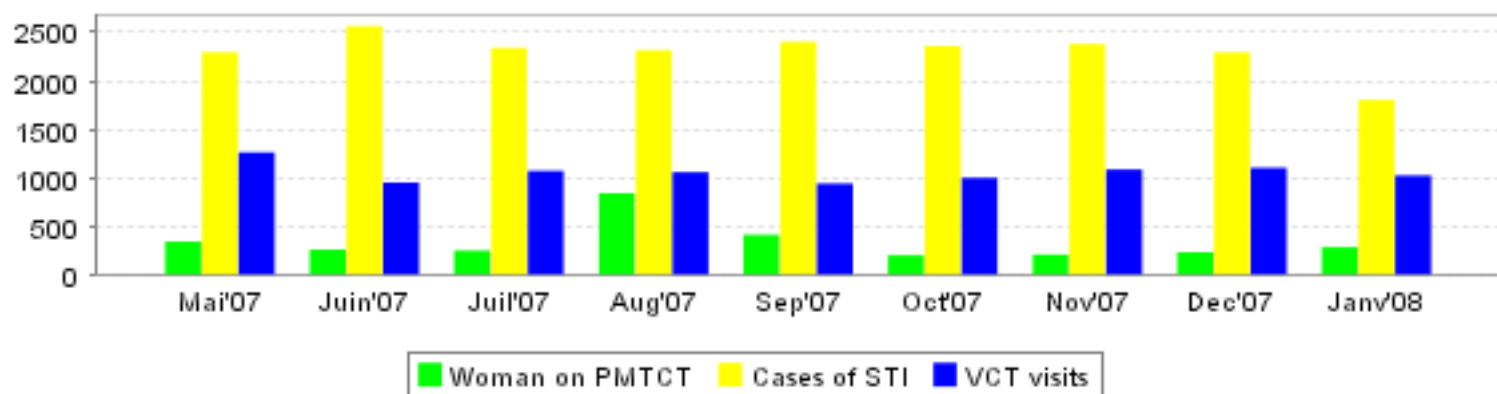
Death and Lost to followup for ARV patients

	until Mai'07	Juin'07	Juil'07	Aug'07	Sep'07	Oct'07	Nov'07	Dec'07	Janv'08	Total
Died	2681	227	212	207	207	207	87	88	94	4010
Lost	2241	212	60	248	204	203	63	52	58	3341

Hospitalizations and Treatment Interruptions for ARV Patients



PMTCT and STI's for ARV patients and VCT visits



Reports to TracNET for Rwanda

	Mai'07	Juin'07	Juil'07	Aug'07	Sep'07	Oct'07	Nov'07	Dec'07	Janv'08
Reports	143	151	152	154	156	156	161	165	171