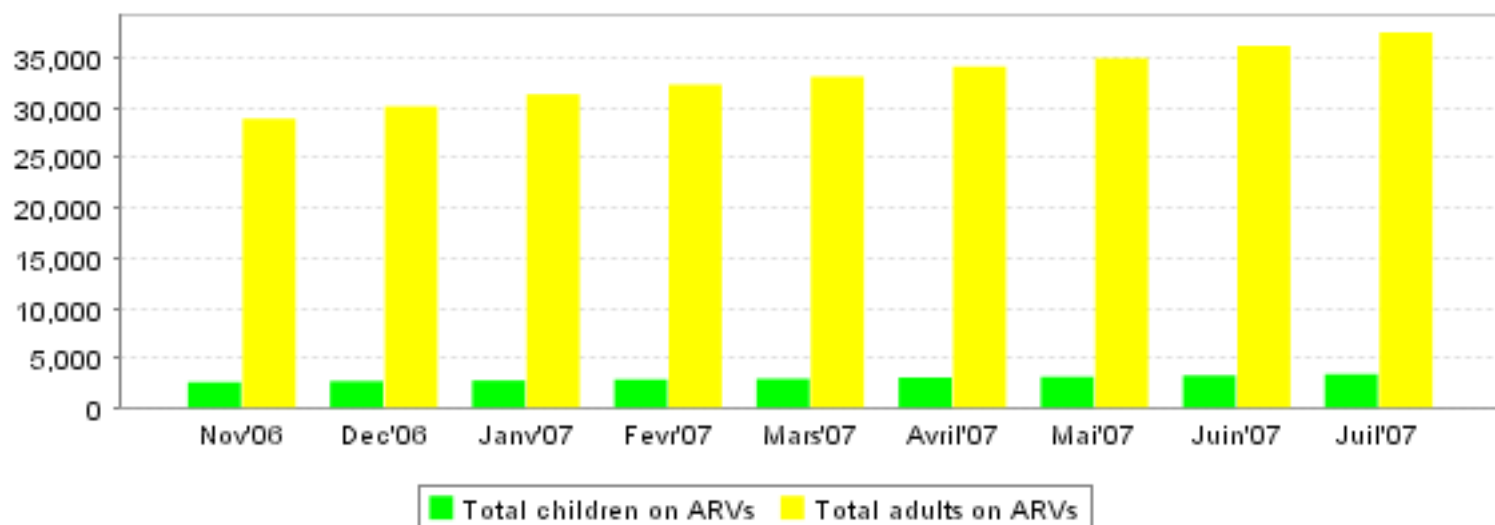


TRAC Report For Rwanda

On data reported up until 28 Jul 2007

Generated on 22 Aug 2007

Overview by month



Basic statistics

(When shown, the percentage is the percent of total on ARV; except deaths which are shown per 1000.)

	Adults on ARVs	Children on ARVs	On 2nd line	PMTCT	VCT	On ARVs >12 months	Lost	Died
Rwanda	38520	3493	532 (1%)	6756 (16%)	32460 (78%)	21998	2513 (6%)	3123 (75‰)
PROVINCE DE L'EST	6317	583	19 (0%)	1264 (17%)	6762 (90%)	3922	217 (3%)	445 (59‰)
PROVINCE DU NORD	4924	477	106 (2%)	887 (15%)	5265 (91%)	2835	526 (9%)	914 (158‰)
VILLE DE KIGALI	13910	1141	385 (3%)	2736 (21%)	8120 (61%)	6731	1332 (10%)	675 (51‰)
PROVINCE DU SUD	5912	551	16 (0%)	810 (13%)	5497 (85%)	4074	186 (3%)	443 (69‰)
PROVINCE DE L'OUEST	7457	741	6 (0%)	1059 (12%)	6816 (80%)	4436	252 (3%)	646 (76‰)

Basic statistics by partner

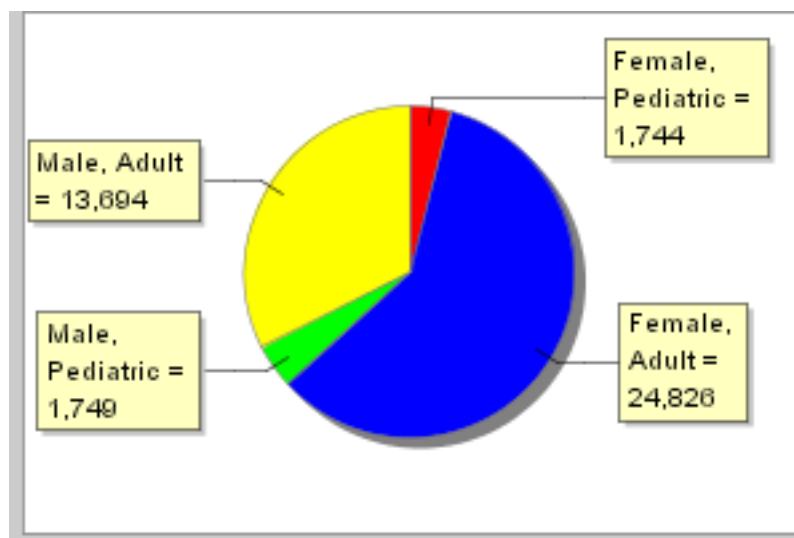
(When shown, the percentage is the percent of total on ARV; except deaths which are shown per 1000.)

	Adults on ARVs	Children on ARVs	On 2nd line	PMTCT	VCT	On ARVs >12 months	Lost	Died
FHI	6127	505	16 (0%)	1140 (18%)	6159 (99%)	4777	259 (4%)	414 (66‰)
GF	9035	894	350 (3%)	1140 (11%)	6295 (62%)	4264	917 (9%)	1195 (118‰)
CRS	593	57	.	75 (12%)	482 (74%)	390	4 (1%)	41 (63‰)
AHF_GF	299	19	1 (0%)	52 (17%)	214 (72%)	149	8 (3%)	18 (60‰)
EGPAF	562	82	.	190 (23%)	665 (79%)	202	32 (4%)	38 (45‰)
MCAP	7526	611	95 (1%)	1681 (21%)	5528 (69%)	3778	726 (9%)	463 (58‰)
MCAP_CTP	265	13	6 (2%)	6 (2%)	88 (30%)	238	.	6 (21‰)
MSF_GF	2493	266	18 (1%)	236 (10%)	1449 (61%)	1109	73 (3%)	73 (31‰)
WE_ACT	25	1	.	6 (27%)	18 (82%)	.	.	3 (136‰)
INTRAHEALTH	1509	144	1 (0%)	287 (18%)	1155 (73%)	609	7 (0%)	86 (55‰)
MAP_EGPAF	817	66	3 (0%)	73 (7%)	592 (54%)	334	12 (1%)	48 (43‰)
MAP	3497	368	13 (0%)	495 (13%)	3365 (86%)	2096	171 (4%)	320 (82‰)
MAP_Intrahealth	824	71	.	175 (16%)	985 (92%)	322	39 (4%)	79 (74‰)
PIH_GF	2066	189	6 (0%)	523 (23%)	3003 (133%)	1492	47 (2%)	124 (55‰)
DU	1172	42	11 (1%)	354 (30%)	1116 (95%)	920	162 (14%)	87 (74‰)
PRIVE	143	6	10 (36%)	112 (400%)	7 (25%)	138	32 (114%)	6 (214‰)
MAP_CRS	1383	154	1 (0%)	211 (14%)	1329 (87%)	1024	22 (1%)	120 (79‰)
CTP	184	5	1 (1%)	.	10 (8%)	156	2 (2%)	2 (16‰)

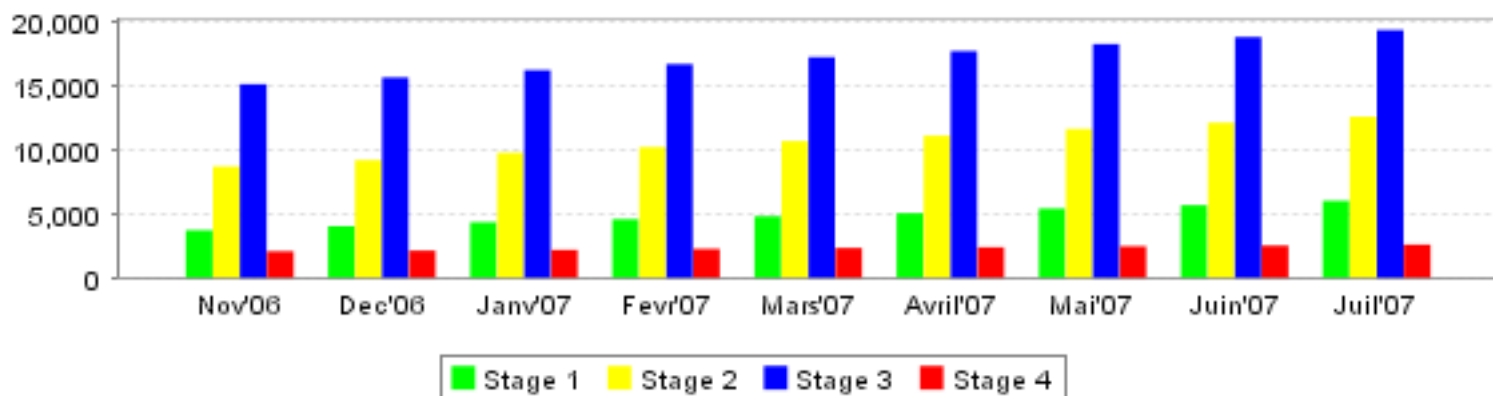
Overview by sex

	Adult 1st line	Pediatric 1st line	Adult 2nd line	Pediatric 2nd line	Died	Lost	Hosptlzd	On ARVs >12 months
Female	24586	1735	240	9	1626	1441	7396	14126
Male	13437	1723	257	26	1497	1072	4936	7872
Total	38023	3458	497	35	3123	2513	12332	21998

Sex and age of patients on ARVs



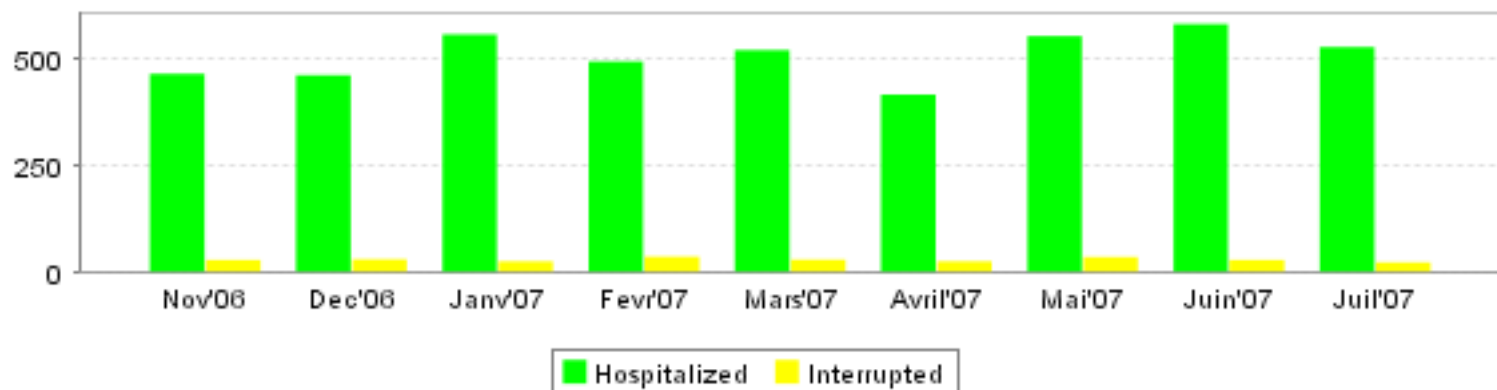
WHO stage distribution



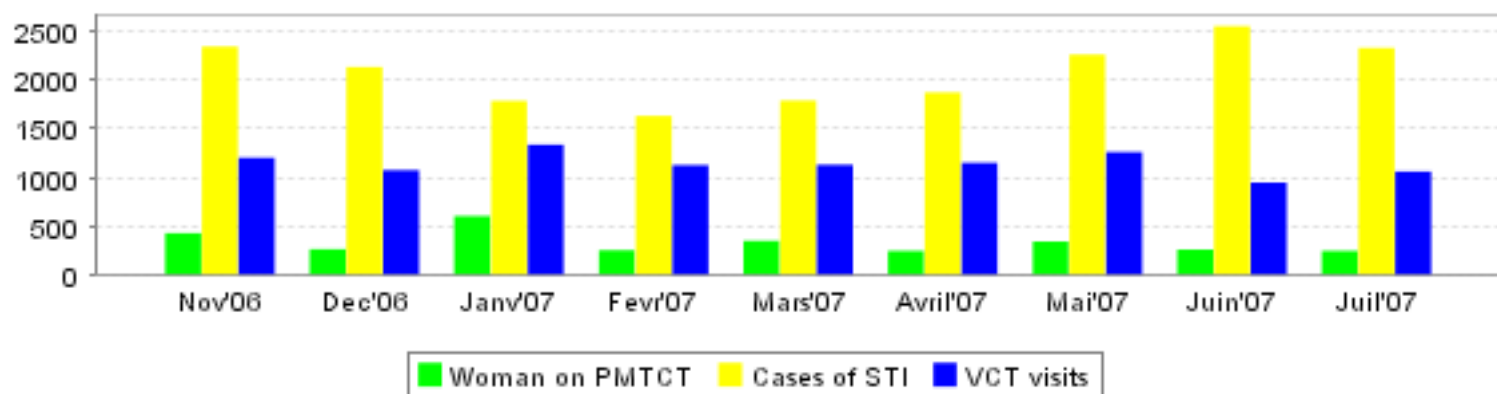
Death and Lost to followup for ARV patients

	until Nov'06	Dec'06	Janv'07	Fevr'07	Mars'07	Avril'07	Mai'07	Juin'07	Juil'07	Total
Died	1780	93	92	88	213	209	208	228	212	3123
Lost	1593	161	79	72	187	58	91	212	60	2513

Hospitalizations and Treatment Interruptions for ARV Patients



PMTCT and STI's for ARV patients and VCT visits



Reports to TracNET for Rwanda

	Nov'06	Dec'06	Janv'07	Fevr'07	Mars'07	Avril'07	Mai'07	Juin'07	Juil'07
Reports	132	133	136	137	137	139	142	150	150