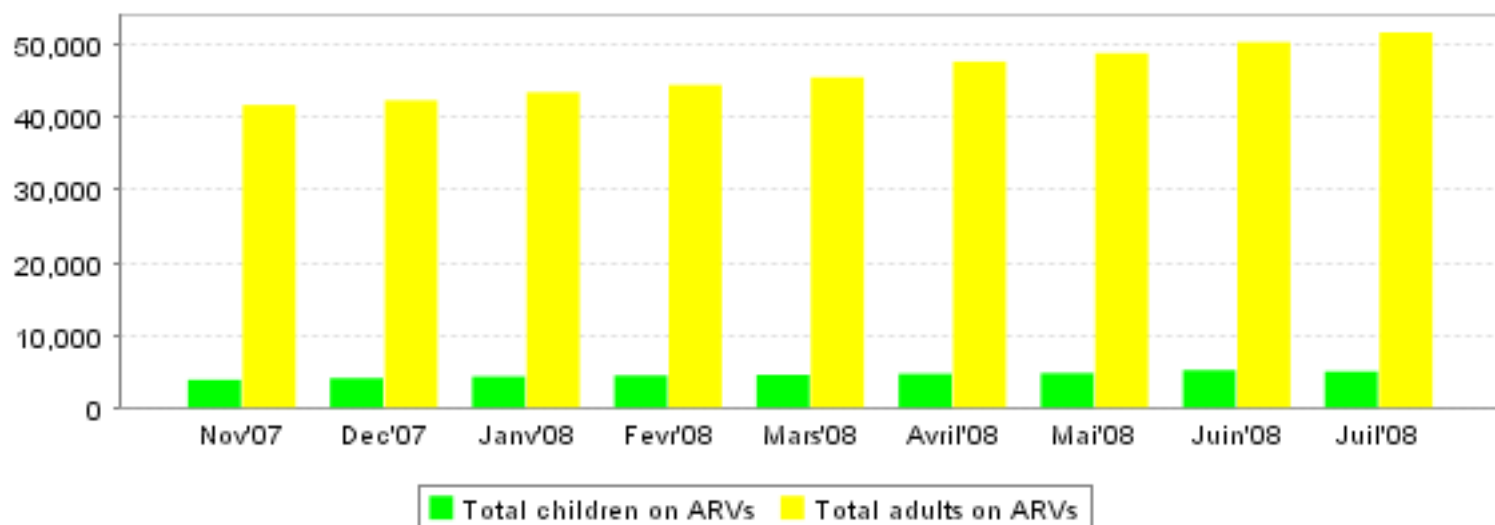


TRAC Report For Rwanda

On data reported up until 28 Jul 2008

Generated on 26 Aug 2008

Overview by month



Basic statistics

(When shown, the percentage is the percent of total on ARV; except deaths which are shown per 1000.)

	Adults on ARVs	Children on ARVs	On 2nd line	PMTCT	VCT	On ARVs >12 months	Lost	Died
Rwanda	52816	5144	728 (1%)	11286 (19%)	45434 (76%)	35408	4320 (7%)	3730 (62‰)
VILLE DE KIGALI	17374	1383	580 (3%)	4041 (22%)	10728 (59%)	11955	2044 (11%)	911 (50‰)
PROVINCE DE L'EST	8794	852	26 (0%)	1895 (18%)	8975 (86%)	5881	355 (3%)	653 (62‰)
PROVINCE DE L'OUEST	11019	1374	18 (0%)	1656 (12%)	10427 (78%)	7496	450 (3%)	962 (72‰)
PROVINCE DU NORD	6742	687	55 (1%)	1557 (19%)	7087 (87%)	4467	1144 (14%)	566 (69‰)
PROVINCE DU SUD	8887	848	49 (0%)	2137 (22%)	8217 (83%)	5609	327 (3%)	638 (65‰)

Basic statistics by partner

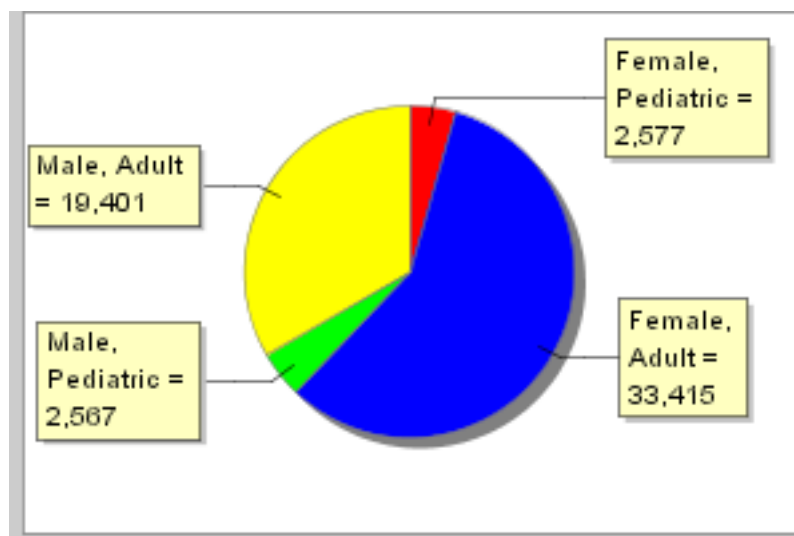
(When shown, the percentage is the percent of total on ARV; except deaths which are shown per 1000.)

	Adults on ARVs	Children on ARVs	On 2nd line	PMTCT	VCT	On ARVs >12 months	Lost	Died
MCAP_CTP	331	21	8 (2%)	6 (2%)	129 (34%)	341	3 (1%)	7 (18‰)
CTP	482	37	42 (19%)	.	35 (16%)	374	7 (3%)	7 (32‰)
MCAP	11188	1099	204 (2%)	2235 (17%)	8400 (66%)	7735	1234 (10%)	693 (54‰)
FHI	7945	716	47 (1%)	2143 (26%)	7753 (93%)	4944	343 (4%)	490 (58‰)
PRIVE	126	10	17 (21%)	136 (168%)	10 (12%)	121	36 (44%)	3 (37‰)
GF	18112	1838	351 (2%)	2955 (14%)	14926 (69%)	12477	2048 (9%)	1477 (68‰)
CRS	2502	351	6 (0%)	504 (18%)	2366 (85%)	1463	43 (2%)	216 (78‰)
EGPAF	4447	436	9 (0%)	846 (16%)	3721 (72%)	2962	121 (2%)	298 (58‰)
INTRAHEALTH	3017	289	9 (0%)	523 (15%)	2815 (81%)	1562	71 (2%)	225 (65‰)
AHF_GF	387	25	1 (0%)	79 (20%)	295 (74%)	276	11 (3%)	25 (63‰)
DU	1565	56	15 (1%)	908 (61%)	1410 (95%)	1354	277 (19%)	114 (76‰)
PIH_GF	2602	259	9 (0%)	942 (33%)	3525 (122%)	1719	122 (4%)	171 (59‰)
WE_ACT	112	7	10 (14%)	9 (13%)	49 (69%)	80	4 (6%)	4 (56‰)

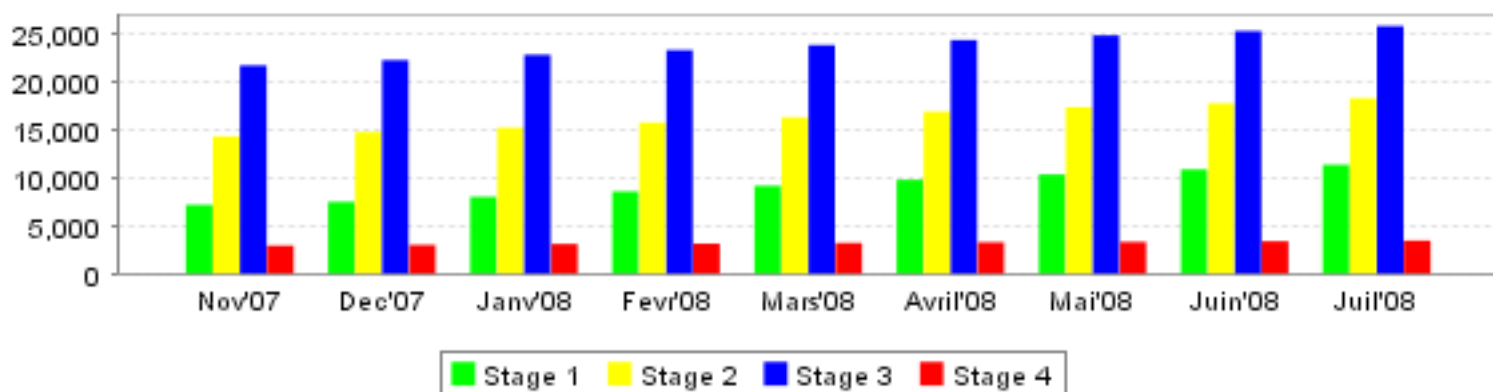
Overview by sex

	Adult 1st line	Pediatric 1st line	Adult 2nd line	Pediatric 2nd line	Died	Lost	Hosptlzd	On ARVs >12 months
Female	32989	2563	426	14	1917	2609	10922	21621
Male	19152	2528	249	39	1813	1711	7310	13787
Total	52141	5091	675	53	3730	4320	18232	35408

Sex and age of patients on ARVs



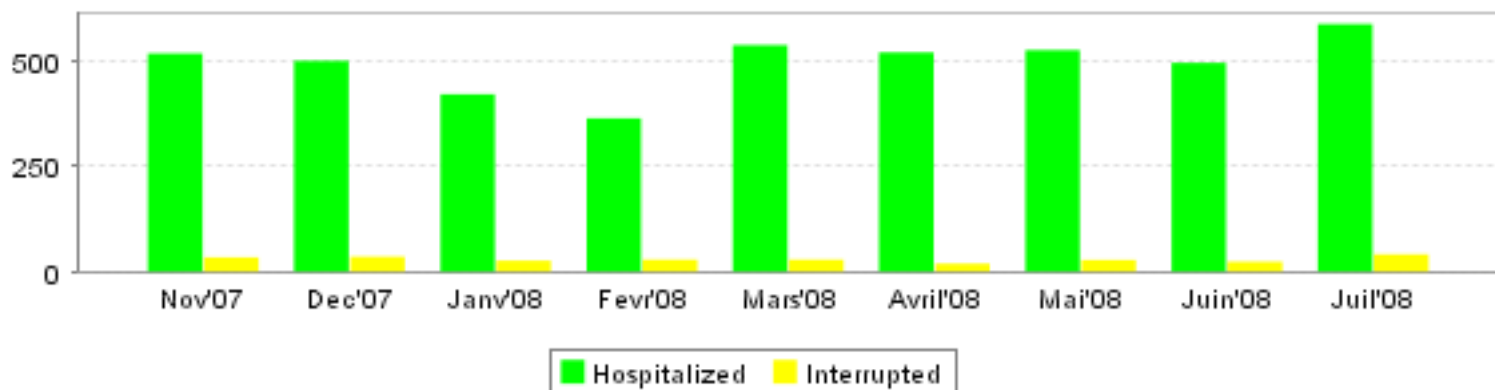
WHO stage distribution



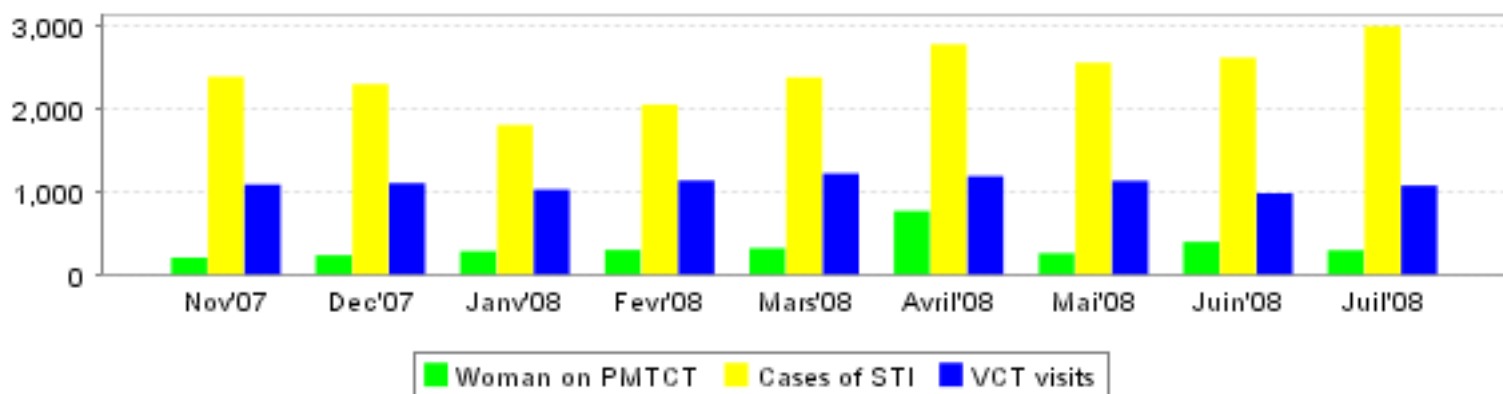
Death and Lost to followup for ARV patients

	until Nov'07	Dec'07	Janv'08	Fevr'08	Mars'08	Avril'08	Mai'08	Juin'08	Juil'08	Total
Died	2957	88	94	69	93	108	100	102	119	3730
Lost	3231	52	58	59	122	323	269	83	123	4320

Hospitalizations and Treatment Interruptions for ARV Patients



PMTCT and STI's for ARV patients and VCT visits



Reports to TracNET for Rwanda

	Nov'07	Dec'07	Janv'08	Fevr'08	Mars'08	Avril'08	Mai'08	Juin'08	Juil'08
Reports	161	165	171	173	176	176	178	181	184