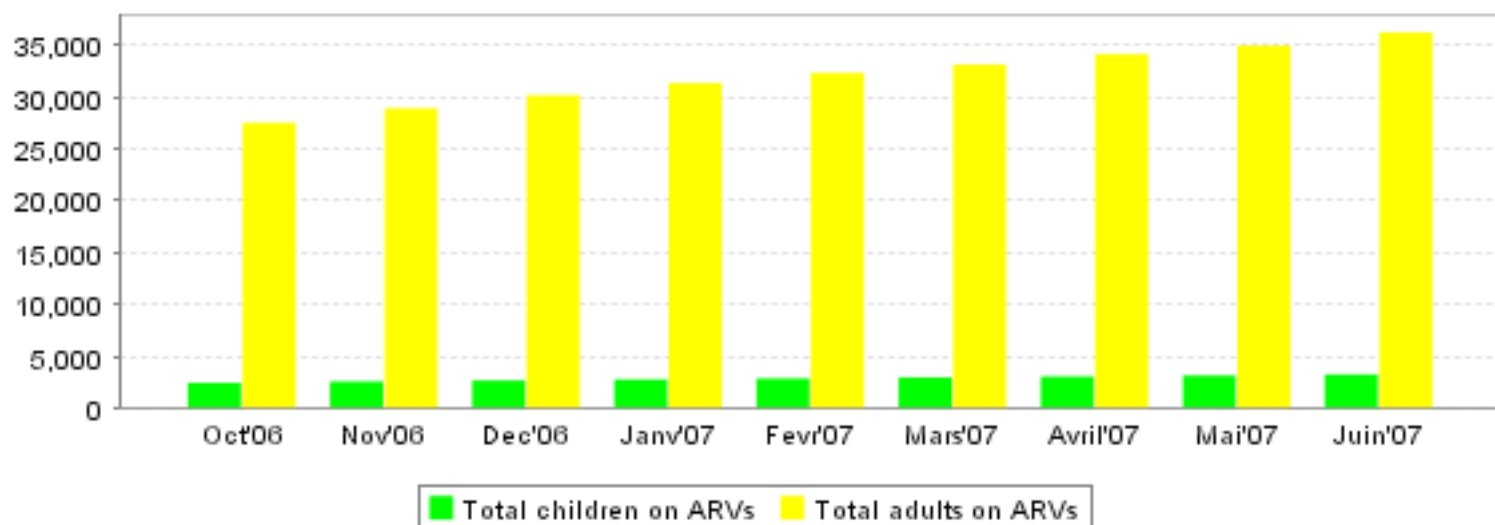


# TRAC Report For Rwanda

On data reported up until 28 Jun 2007

Generated on 15 Jul 2007

## Overview by month



## Basic statistics

(When shown, the percentage is the percent of total on ARV; except deaths which are shown per 1000.)

	Adults on ARVs	Children on ARVs	On 2nd line	PMTCT	VCT	On ARVs >12 months	Lost	Died
<b>Rwanda</b>	37590	3391	456 (1%)	6506 (16%)	31407 (78%)	23379	2451 (6%)	2911 (72‰)
<b>PROVINCE DE L'EST</b>	6112	565	18 (0%)	1214 (17%)	6572 (90%)	3590	211 (3%)	429 (59‰)
<b>PROVINCE DE L'OUEST</b>	7259	712	7 (0%)	994 (12%)	6497 (79%)	4177	240 (3%)	603 (73‰)
<b>PROVINCE DU NORD</b>	4847	464	3 (0%)	876 (16%)	5119 (91%)	2701	516 (9%)	801 (143‰)
<b>PROVINCE DU SUD</b>	5744	522	47 (1%)	767 (13%)	5278 (87%)	4066	179 (3%)	421 (69‰)
<b>VILLE DE KIGALI</b>	13628	1128	381 (3%)	2655 (20%)	7941 (61%)	8845	1305 (10%)	657 (51‰)

## Basic statistics by partner

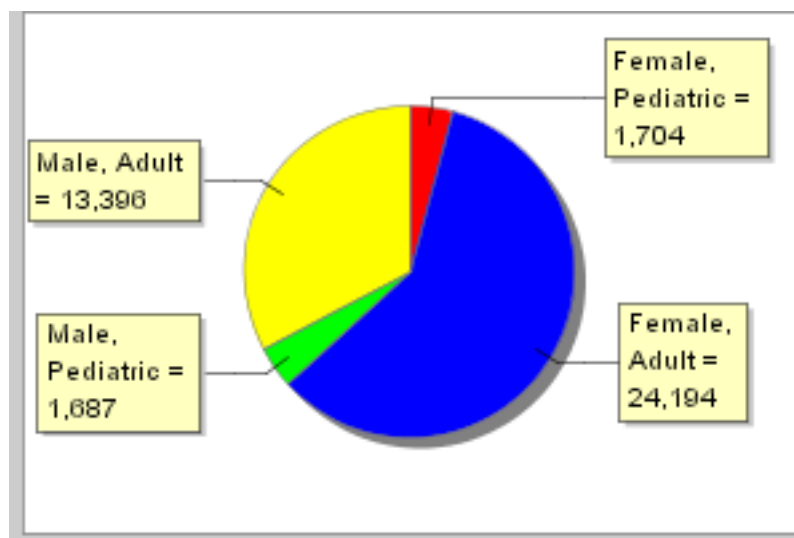
(When shown, the percentage is the percent of total on ARV; except deaths which are shown per 1000.)

	Adults on ARVs	Children on ARVs	On 2nd line	PMTCT	VCT	On ARVs >12 months	Lost	Died
<b>FHI</b>	5926	480	18 (0%)	1079 (18%)	5957 (101%)	4415	255 (4%)	399 (68‰)
<b>GF</b>	8991	881	252 (3%)	1127 (11%)	6106 (62%)	4153	898 (9%)	1075 (108‰)
<b>CRS</b>	574	56	.	73 (12%)	461 (74%)	362	4 (1%)	37 (59‰)
<b>EGPAF</b>	536	83	.	183 (23%)	640 (80%)	250	32 (4%)	36 (45‰)
<b>INTRAHEALTH</b>	1451	141	1 (0%)	275 (18%)	1101 (73%)	572	7 (0%)	83 (55‰)
<b>MAP_EGPAF</b>	781	60	3 (0%)	70 (7%)	568 (53%)	302	11 (1%)	48 (45‰)
<b>MAP_Intrahealth</b>	791	64	.	174 (17%)	951 (93%)	292	38 (4%)	77 (75‰)
<b>PIH_GF</b>	2036	186	6 (0%)	499 (23%)	2953 (134%)	1403	45 (2%)	119 (54‰)
<b>CTP</b>	174	5	1 (1%)	.	10 (8%)	139	2 (2%)	2 (16‰)
<b>MCAP</b>	7247	579	89 (1%)	1610 (21%)	5284 (69%)	4106	717 (9%)	427 (56‰)
<b>AHF_GF</b>	288	19	1 (0%)	50 (17%)	207 (71%)	131	8 (3%)	18 (62‰)
<b>MAP_CRIS</b>	1352	154	2 (0%)	207 (14%)	1285 (87%)	971	21 (1%)	117 (79‰)
<b>MAP</b>	3413	357	40 (1%)	471 (13%)	3250 (87%)	2117	163 (4%)	305 (81‰)
<b>MCAP_CTP</b>	257	13	4 (1%)	6 (2%)	82 (29%)	230	.	5 (18‰)
<b>MSF_GF</b>	2458	265	18 (1%)	236 (10%)	1449 (62%)	2912	68 (3%)	71 (30‰)
<b>WE_ACT</b>	25	1	.	5 (25%)	18 (90%)	.	.	2 (100‰)
<b>DU</b>	1147	41	11 (1%)	339 (30%)	1078 (94%)	886	150 (13%)	85 (74‰)
<b>PRIVE</b>	143	6	10 (36%)	102 (364%)	7 (25%)	138	32 (114%)	5 (179‰)

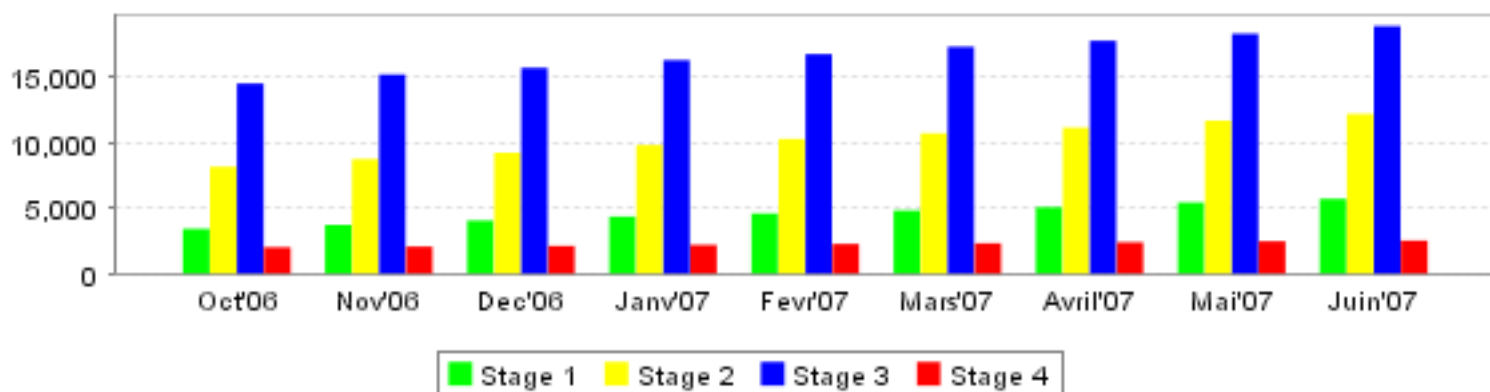
## Overview by sex

	Adult 1st line	Pediatric 1st line	Adult 2nd line	Pediatric 2nd line	Died	Lost	Hosptlzd	On ARVs >12 months
<b>Female</b>	23941	1672	253	32	1513	1414	7106	15240
<b>Male</b>	13240	1672	156	15	1398	1037	4705	8139
<b>Total</b>	37181	3344	409	47	2911	2451	11811	23379

## Sex and age of patients on ARVs



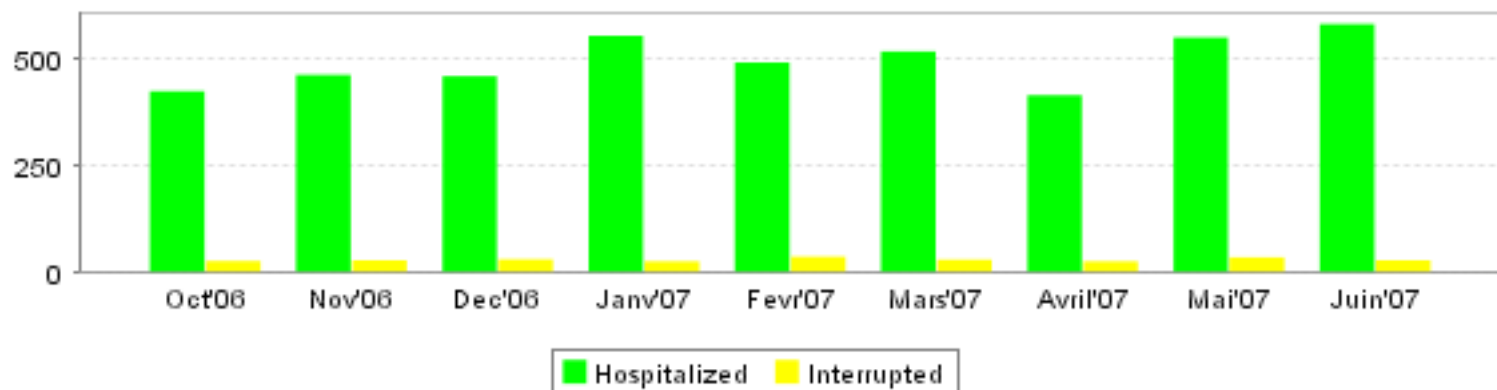
## WHO stage distribution



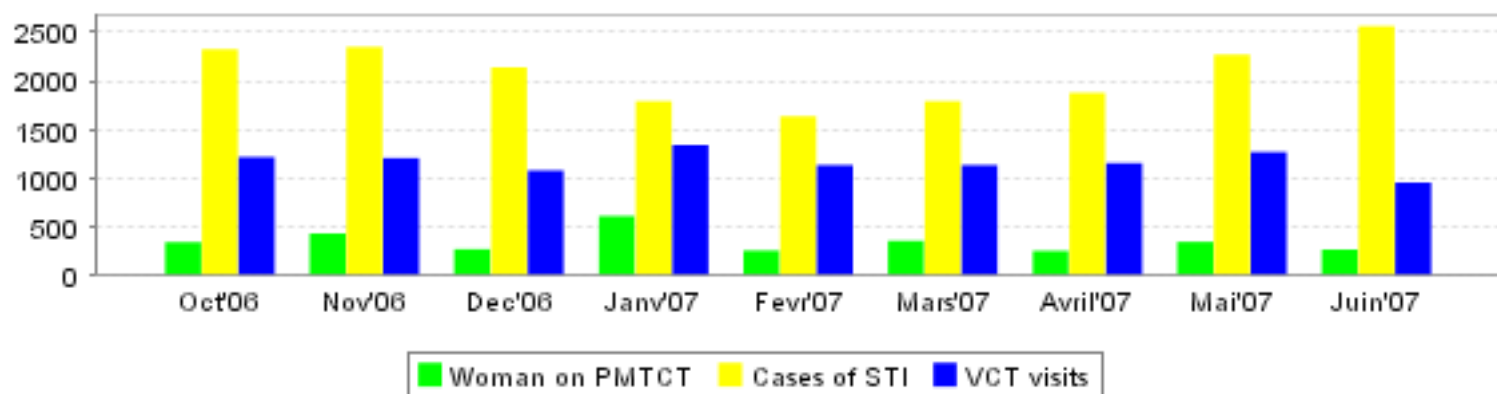
## Death and Lost to followup for ARV patients

	until Oct'06	Nov'06	Dec'06	Janv'07	Fevr'07	Mars'07	Avril'07	Mai'07	Juin'07	Total
<b>Died</b>	1691	89	93	92	88	213	209	208	228	2911
<b>Lost</b>	1402	191	161	79	72	187	58	90	211	2451

## Hospitalizations and Treatment Interruptions for ARV Patients



## PMTCT and STI's for ARV patients and VCT visits



## Reports to TracNET for Rwanda

	Oct'06	Nov'06	Dec'06	Janv'07	Fevr'07	Mars'07	Avril'07	Mai'07	Juin'07
<b>Reports</b>	127	132	133	136	137	137	139	142	150