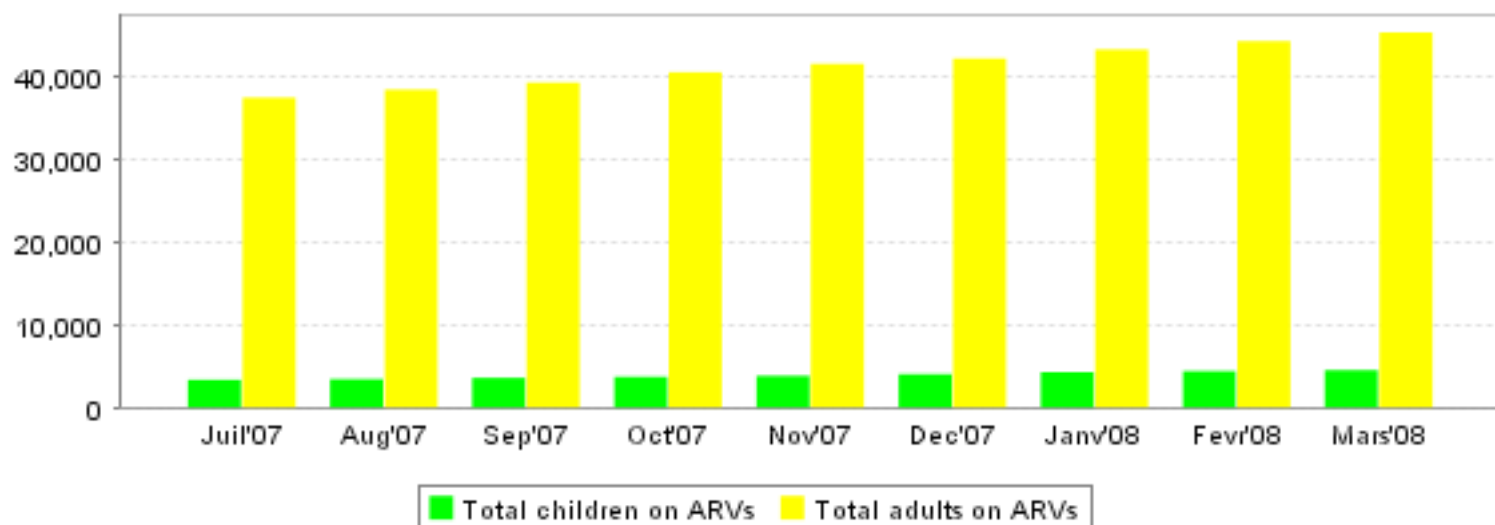


TRAC Report For Rwanda

On data reported up until 28 Mars 2008

Generated on 14 Mai 2008

Overview by month



Basic statistics

(When shown, the percentage is the percent of total on ARV; except deaths which are shown per 1000.)

	Adults on ARVs	Children on ARVs	On 2nd line	PMTCT	VCT	On ARVs >12 months	Lost	Died
Rwanda	47672	4694	514 (1%)	9565 (18%)	41063 (77%)	32589	3522 (7%)	4172 (78‰)
VILLE DE KIGALI	16061	1323	450 (3%)	3284 (20%)	9694 (60%)	10861	1562 (10%)	813 (50‰)
PROVINCE DE L'EST	8227	806	24 (0%)	1684 (18%)	8364 (87%)	5191	326 (3%)	586 (61‰)
PROVINCE DE L'OUEST	9531	1169	13 (0%)	1461 (13%)	9240 (80%)	6457	378 (3%)	852 (74‰)
PROVINCE DU NORD	6024	624	6 (0%)	1220 (17%)	6468 (88%)	4599	999 (14%)	1374 (187‰)
PROVINCE DU SUD	7829	772	21 (0%)	1916 (22%)	7297 (84%)	5481	257 (3%)	547 (63‰)

Basic statistics by partner

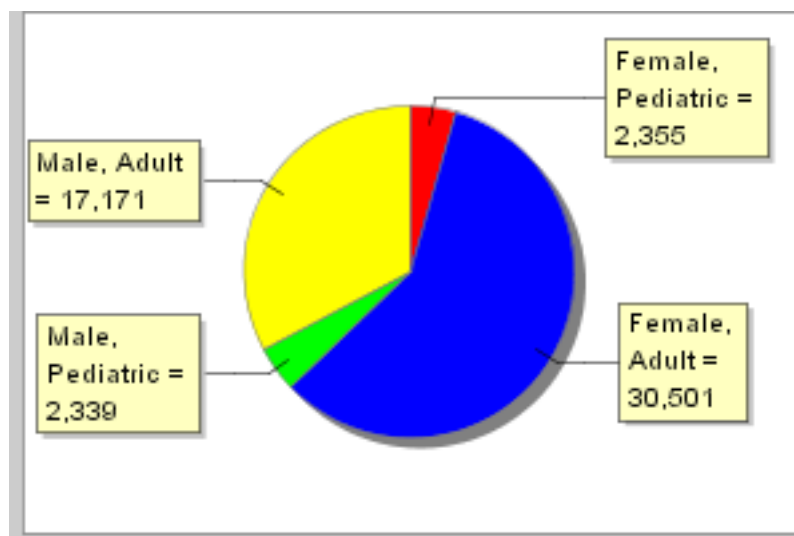
(When shown, the percentage is the percent of total on ARV; except deaths which are shown per 1000.)

	Adults on ARVs	Children on ARVs	On 2nd line	PMTCT	VCT	On ARVs >12 months	Lost	Died
MCAP_CTP	305	19	7 (2%)	6 (2%)	120 (35%)	277	2 (1%)	7 (20‰)
CTP	469	33	37 (20%)	.	30 (16%)	358	7 (4%)	5 (27‰)
MCAP	9977	944	102 (1%)	2043 (18%)	7565 (68%)	6396	844 (8%)	625 (56‰)
FHI	7111	633	20 (0%)	1955 (27%)	6976 (95%)	5167	306 (4%)	423 (58‰)
PRIVE	125	10	16 (34%)	132 (281%)	7 (15%)	121	33 (70%)	3 (64‰)
MAP	4141	467	13 (0%)	671 (14%)	4130 (85%)	2712	265 (5%)	392 (81‰)
CRS	899	111	1 (0%)	99 (11%)	733 (82%)	698	4 (0%)	53 (59‰)
MAP_CRS	1541	225	6 (0%)	307 (17%)	1631 (88%)	1214	32 (2%)	149 (81‰)
GF	9916	1017	260 (2%)	1621 (13%)	8058 (64%)	6186	1471 (12%)	1740 (138‰)
INTRAHEALTH	2064	217	.	378 (17%)	1677 (76%)	1388	10 (0%)	125 (56‰)
EGPAF	3733	385	7 (0%)	730 (18%)	2895 (71%)	2477	91 (2%)	230 (57‰)
AHF_GF	351	24	1 (0%)	63 (18%)	269 (75%)	248	10 (3%)	22 (61‰)
DU	1424	54	12 (1%)	427 (32%)	1297 (96%)	739	202 (15%)	99 (73‰)
MSF_GF	2634	274	12 (0%)	242 (10%)	1485 (60%)	2908	85 (3%)	75 (30‰)
PIH_GF	2375	237	9 (0%)	800 (30%)	3399 (126%)	1519	118 (4%)	160 (59‰)
MAP_Intrahealth	532	39	1 (0%)	82 (10%)	766 (95%)	131	40 (5%)	60 (75‰)
WE_ACT	75	5	10 (29%)	9 (26%)	25 (74%)	50	2 (6%)	4 (118‰)

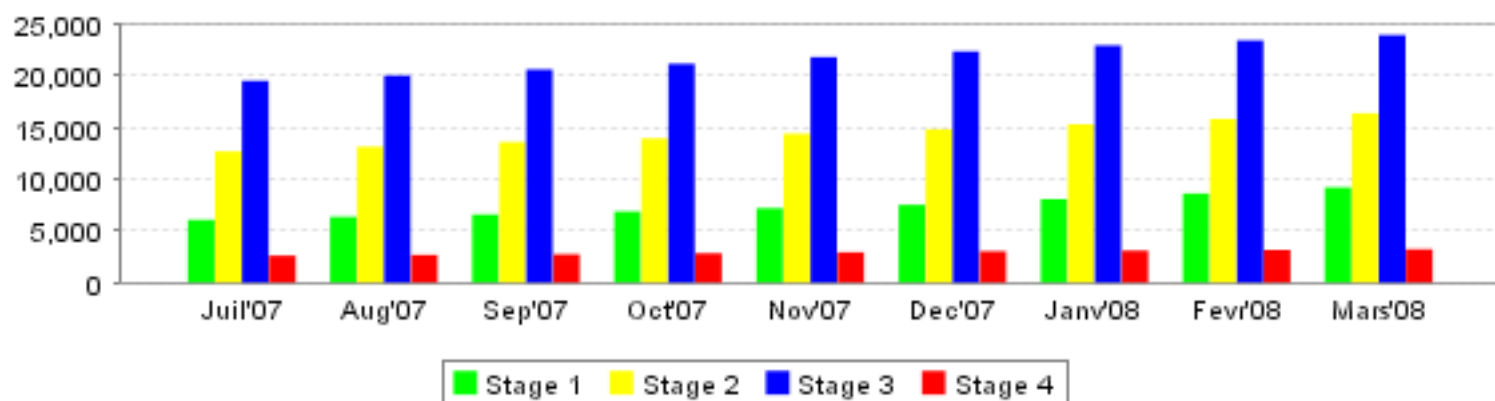
Overview by sex

	Adult 1st line	Pediatric 1st line	Adult 2nd line	Pediatric 2nd line	Died	Lost	Hosptlzd	On ARVs >12 months
Female	30197	2337	304	18	2131	2114	9621	20704
Male	16996	2322	175	17	2041	1408	6480	11885
Total	47193	4659	479	35	4172	3522	16101	32589

Sex and age of patients on ARVs



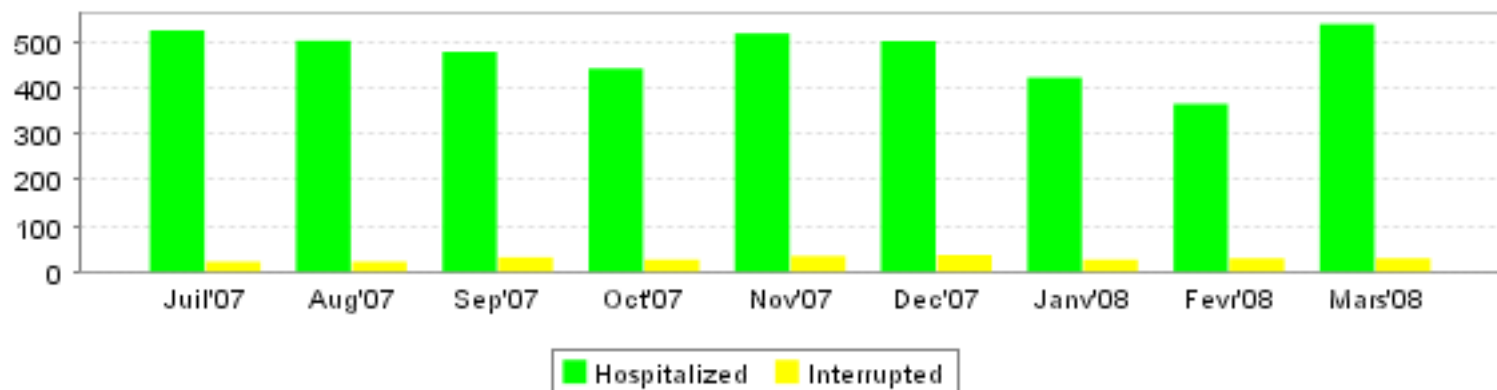
WHO stage distribution



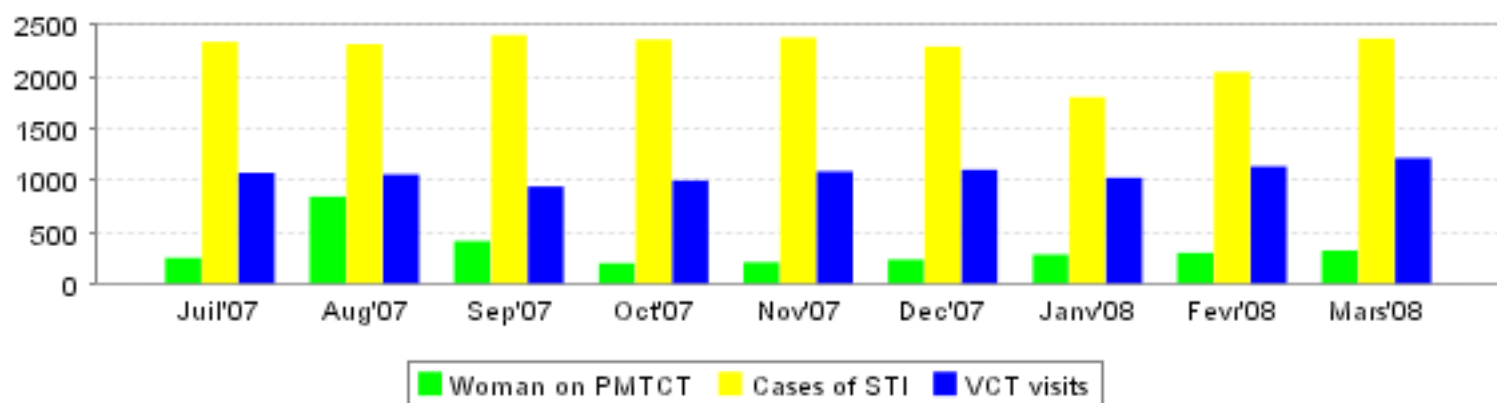
Death and Lost to followup for ARV patients

	until Jul'07	Aug'07	Sep'07	Oct'07	Nov'07	Dec'07	Janv'08	Fevr'08	Mars'08	Total
Died	3120	207	207	207	87	88	94	69	93	4172
Lost	2513	248	204	203	63	52	58	59	122	3522

Hospitalizations and Treatment Interruptions for ARV Patients



PMTCT and STI's for ARV patients and VCT visits



Reports to TracNET for Rwanda

	Jul'07	Aug'07	Sep'07	Oct'07	Nov'07	Dec'07	Janv'08	Fevr'08	Mars'08
Reports	152	154	156	156	161	165	171	173	176