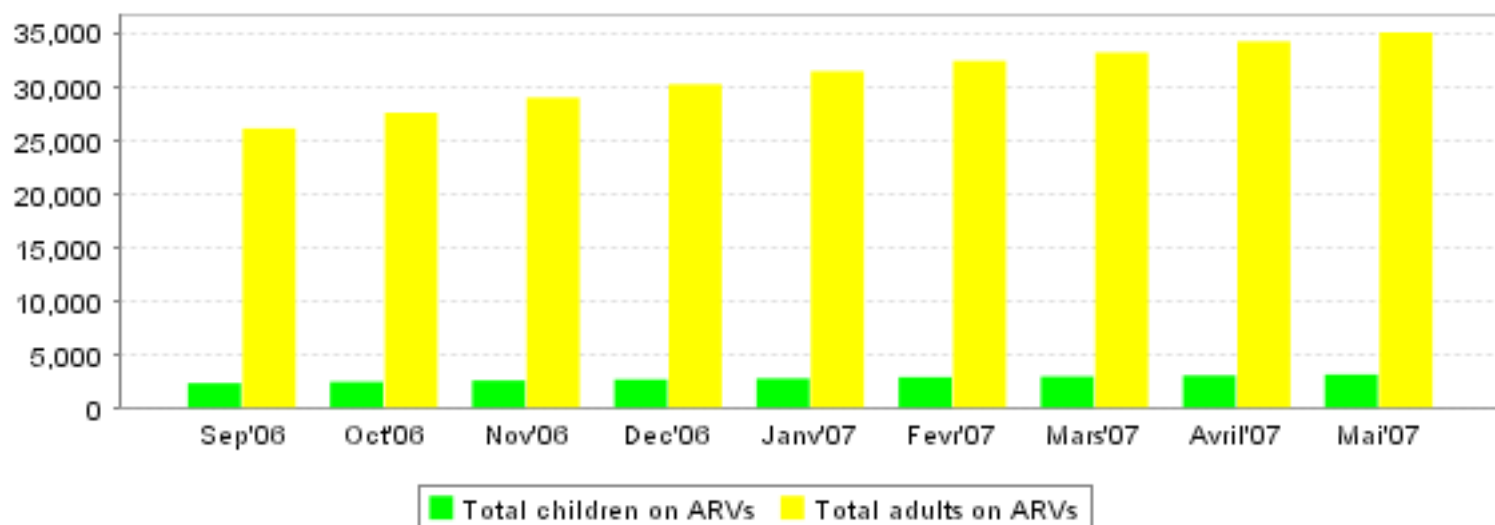


TRAC Report For Rwanda

On data reported up until 28 Mai 2007

Generated on 21 Jun 2007

Overview by month



Basic statistics

(When shown, the percentage is the percent of total on ARV; except deaths which are shown per 1000.)

	Adults on ARVs	Children on ARVs	On 2nd line	PMTCT	VCT	On ARVs >12 months	Lost	Died
Rwanda	36257	3252	411 (1%)	6247 (16%)	30455 (79%)	19239	2240 (6%)	2683 (69‰)
VILLE DE KIGALI	13333	1105	367 (3%)	2576 (20%)	7817 (62%)	6735	1267 (10%)	623 (49‰)
PROVINCE DE L'OUEST	6981	669	6 (0%)	946 (12%)	6223 (79%)	3816	223 (3%)	573 (73‰)
PROVINCE DU NORD	4481	420	3 (0%)	850 (16%)	4970 (91%)	2474	376 (7%)	673 (124‰)
PROVINCE DE L'EST	5879	558	15 (0%)	1154 (16%)	6353 (91%)	3071	203 (3%)	409 (58‰)
PROVINCE DU SUD	5583	500	20 (0%)	721 (12%)	5092 (88%)	3143	171 (3%)	405 (70‰)

Basic statistics by partner

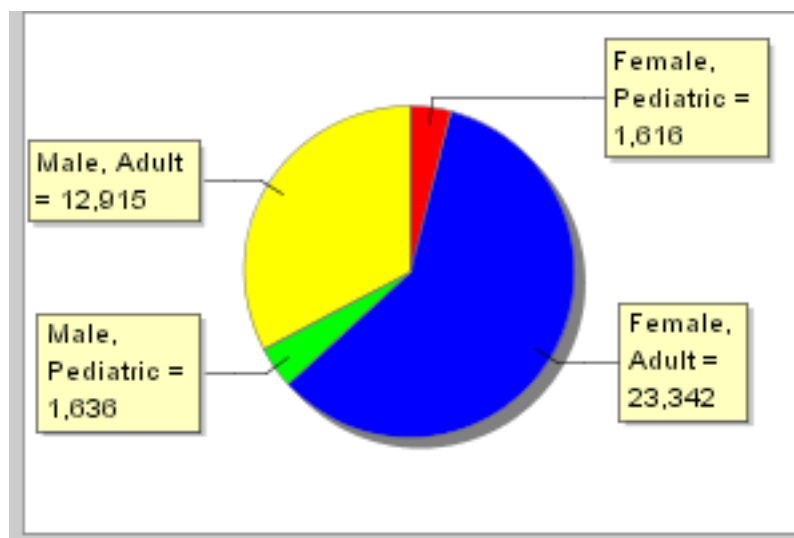
(When shown, the percentage is the percent of total on ARV; except deaths which are shown per 1000.)

	Adults on ARVs	Children on ARVs	On 2nd line	PMTCT	VCT	On ARVs >12 months	Lost	Died
AHF_GF	285	19	1 (0%)	48 (17%)	204 (72%)	116	7 (2%)	16 (56‰)
CRS	548	54	.	70 (12%)	443 (75%)	322	3 (1%)	36 (61‰)
CTP	143	5	.	.	8 (8%)	96	2 (2%)	2 (21‰)
DU	1124	41	11 (1%)	333 (30%)	1037 (92%)	855	135 (12%)	85 (76‰)
EGPAF	489	78	.	173 (23%)	605 (81%)	217	32 (4%)	36 (48‰)
FHI	5706	462	15 (0%)	1037 (18%)	5800 (103%)	3458	251 (4%)	377 (67‰)
GF	8590	837	236 (2%)	1084 (11%)	5927 (61%)	3911	745 (8%)	932 (97‰)
INTRAHEALTH	1407	136	1 (0%)	269 (19%)	1053 (73%)	527	7 (0%)	73 (50‰)
MAP	6184	613	20 (0%)	864 (12%)	5830 (83%)	3278	221 (3%)	528 (75‰)
MCAP	6941	549	91 (1%)	1560 (21%)	5100 (69%)	3741	704 (10%)	409 (56‰)
MCAP/CTP	255	13	4 (1%)	6 (2%)	79 (29%)	215	.	4 (14‰)
MSF_GF	2434	255	16 (1%)	234 (10%)	1449 (63%)	1261	58 (3%)	70 (30‰)
PIH_GF	1983	183	6 (0%)	473 (22%)	2895 (135%)	1101	43 (2%)	110 (51‰)
PRIVE	143	6	10 (36%)	92 (329%)	7 (25%)	138	32 (114%)	4 (143‰)
WE_ACT	25	1	.	4 (22%)	18 (100%)	3	.	1 (56‰)

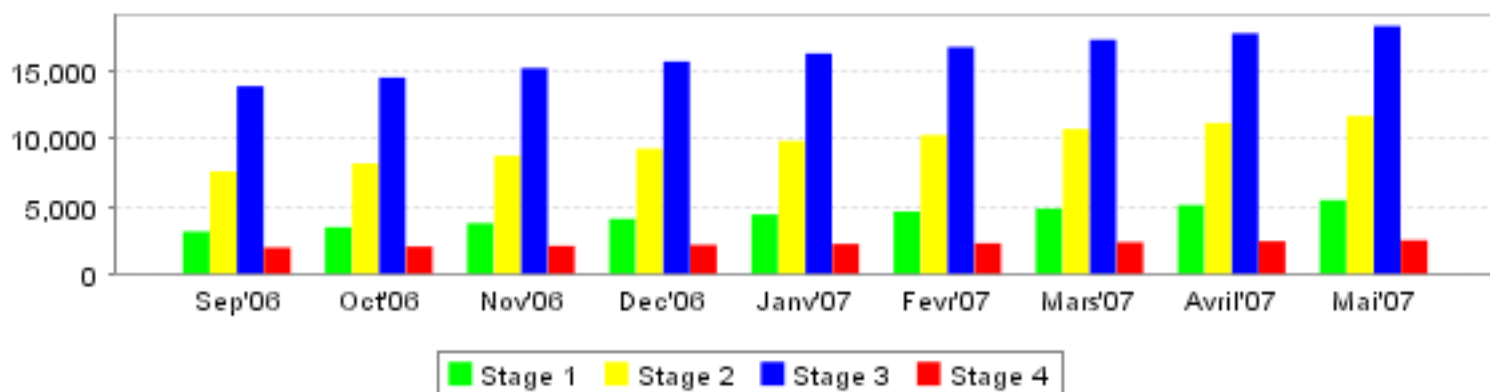
Overview by sex

	Adult 1st line	Pediatric 1st line	Adult 2nd line	Pediatric 2nd line	Died	Lost	Hosptlzd	On ARVs >12 months
Female	23102	1606	240	10	1395	1278	6767	12298
Male	12767	1623	148	13	1288	962	4463	8155
Total	35869	3229	388	23	2683	2240	11230	20453

Sex and age of patients on ARVs



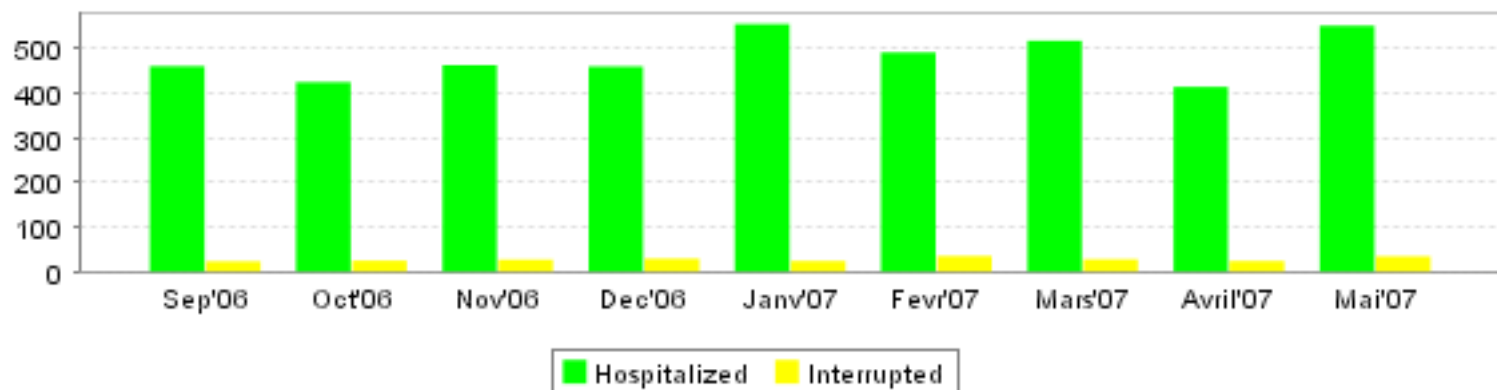
WHO stage distribution



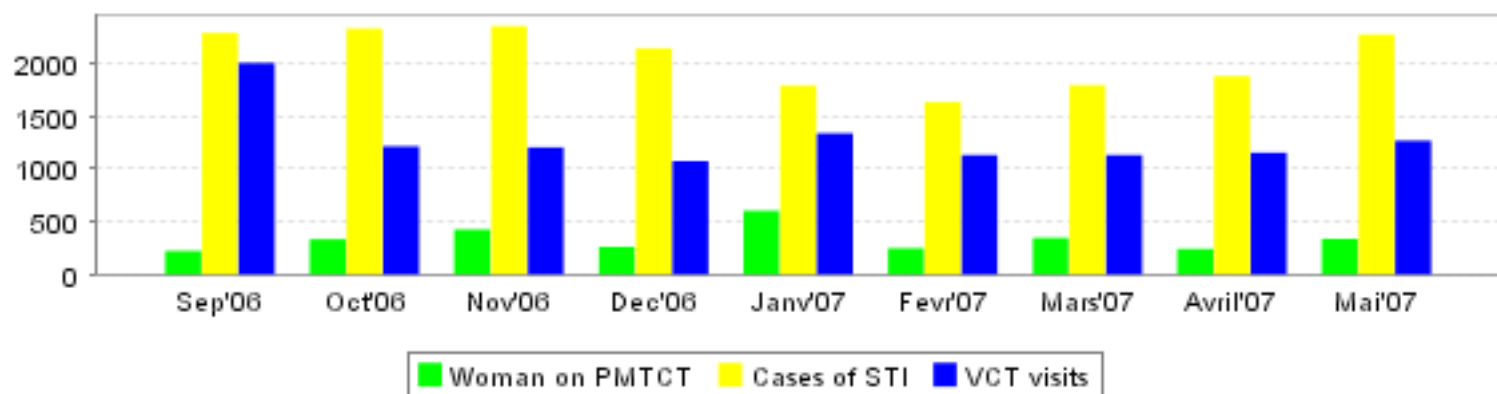
Death and Lost to followup for ARV patients

	until Sep'06	Oct'06	Nov'06	Dec'06	Janv'07	Fevr'07	Mars'07	Avril'07	Mai'07	Total
Died	1602	89	89	93	92	88	213	209	208	2683
Lost	1283	119	191	161	79	72	187	58	90	2240

Hospitalizations and Treatment Interruptions for ARV Patients



PMTCT and STI's for ARV patients and VCT visits



Reports to TracNET for Rwanda

	Sep'06	Oct'06	Nov'06	Dec'06	Janv'07	Fevr'07	Mars'07	Avril'07	Mai'07
Reports	122	127	132	133	136	137	137	139	142