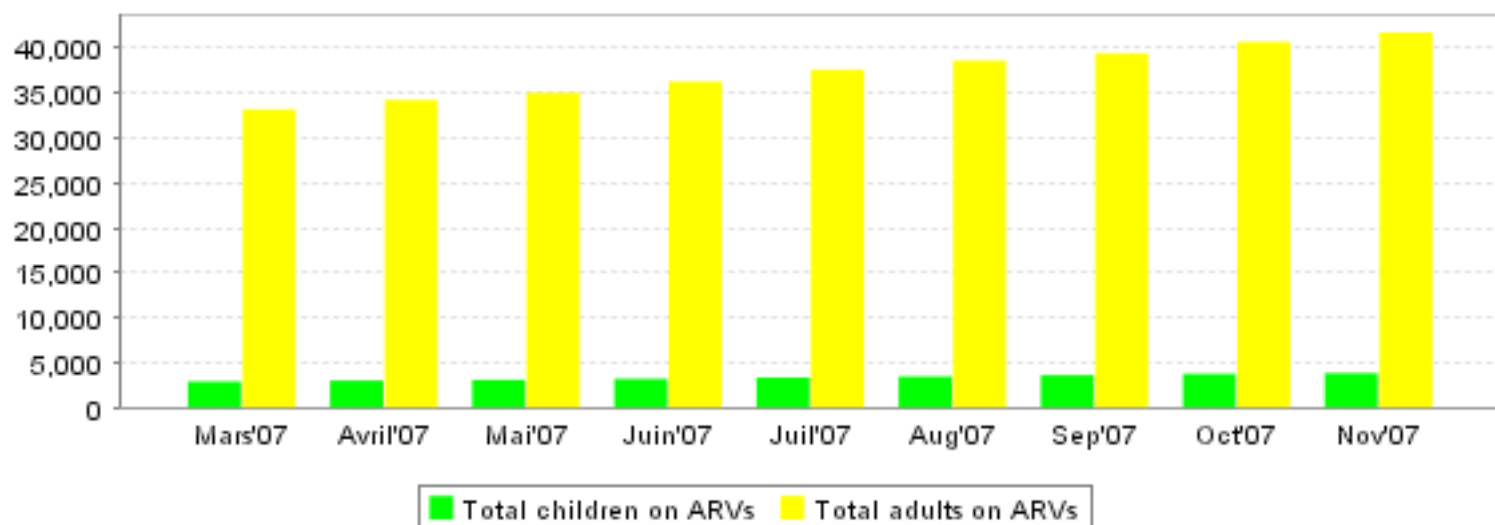


TRAC Report For Rwanda

On data reported up until 28 Nov 2007

Generated on 13 Janv 2008

Overview by month



Basic statistics

(When shown, the percentage is the percent of total on ARV; except deaths which are shown per 1000.)

	Adults on ARVs	Children on ARVs	On 2nd line	PMTCT	VCT	On ARVs >12 months	Lost	Died
Rwanda	42324	4114	480 (1%)	8429 (18%)	36585 (78%)	27394	3231 (7%)	3828 (81‰)
VILLE DE KIGALI	15033	1283	429 (3%)	3007 (21%)	8871 (61%)	9644	1430 (10%)	744 (51‰)
PROVINCE DE L'EST	6861	691	21 (0%)	1462 (17%)	7491 (89%)	4160	303 (4%)	519 (62‰)
PROVINCE DE L'OUEST	8300	931	10 (0%)	1283 (13%)	7975 (80%)	5314	309 (3%)	742 (75‰)
PROVINCE DU NORD	5345	555	1 (0%)	1028 (16%)	5856 (90%)	3822	971 (15%)	1319 (202‰)
PROVINCE DU SUD	6785	654	19 (0%)	1649 (22%)	6392 (85%)	4454	218 (3%)	504 (67‰)

Basic statistics by partner

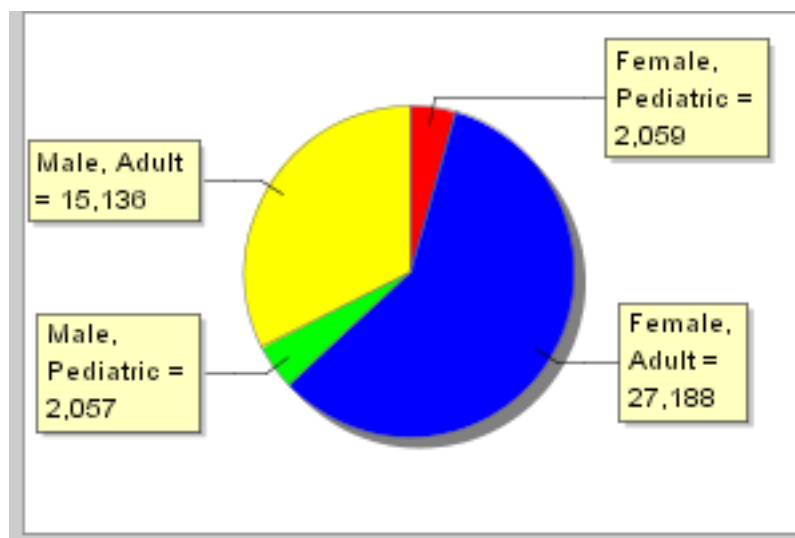
(When shown, the percentage is the percent of total on ARV; except deaths which are shown per 1000.)

	Adults on ARVs	Children on ARVs	On 2nd line	PMTCT	VCT	On ARVs >12 months	Lost	Died
MCAP_CTP	286	13	7 (2%)	6 (2%)	104 (33%)	263	1 (0%)	6 (19‰)
CTP	436	30	31 (19%)	.	15 (9%)	351	6 (4%)	5 (31‰)
MCAP	8637	815	103 (1%)	1843 (20%)	6489 (69%)	5413	765 (8%)	537 (57‰)
FHI	6017	532	19 (0%)	1696 (27%)	6150 (98%)	4429	267 (4%)	381 (61‰)
PRIVE	146	10	12 (26%)	132 (287%)	7 (15%)	117	32 (70%)	2 (43‰)
MAP	3811	407	12 (0%)	591 (13%)	3776 (86%)	2183	207 (5%)	362 (82‰)
CRS	697	86	.	89 (12%)	595 (77%)	520	4 (1%)	47 (61‰)
MAP_CRS	1358	155	2 (0%)	277 (17%)	1480 (88%)	949	26 (2%)	135 (81‰)
GF	9521	975	248 (2%)	1352 (12%)	7234 (64%)	5135	1418 (12%)	1658 (146‰)
INTRAHEALTH	1724	181	.	349 (18%)	1406 (74%)	1129	9 (0%)	105 (55‰)
EGPAF	1376	183	3 (0%)	481 (27%)	1313 (75%)	974	60 (3%)	113 (65‰)
AHF_GF	327	20	1 (0%)	55 (17%)	234 (73%)	201	10 (3%)	19 (59‰)
MAP_EGPAF	1387	135	2 (0%)	191 (11%)	1131 (65%)	716	20 (1%)	86 (49‰)
DU	1291	41	11 (1%)	375 (29%)	1244 (96%)	1052	188 (15%)	92 (71‰)
MSF_GF	2606	277	20 (1%)	236 (10%)	1485 (61%)	2385	76 (3%)	74 (30‰)
PIH_GF	2234	219	7 (0%)	670 (27%)	3187 (129%)	1462	104 (4%)	143 (58‰)
MAP_Intrahealth	445	34	2 (0%)	78 (10%)	717 (96%)	115	38 (5%)	59 (79‰)
WE_ACT	25	1	.	8 (33%)	18 (75%)	.	.	4 (167‰)

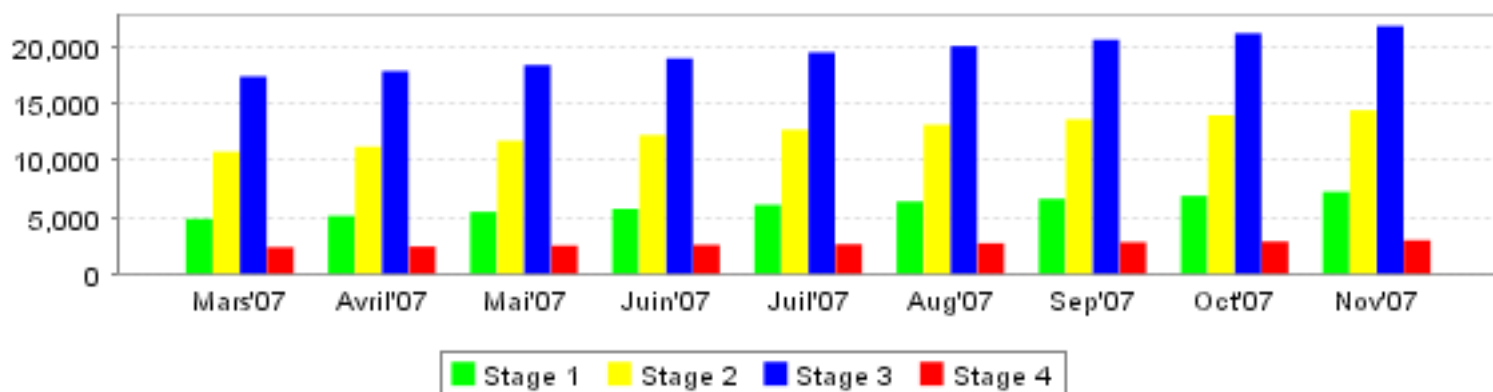
Overview by sex

	Adult 1st line	Pediatric 1st line	Adult 2nd line	Pediatric 2nd line	Died	Lost	Hosptlzd	On ARVs >12 months
Female	26907	2048	281	11	1963	1931	8505	17613
Male	14964	2041	172	16	1865	1300	5770	9781
Total	41871	4089	453	27	3828	3231	14275	27394

Sex and age of patients on ARVs



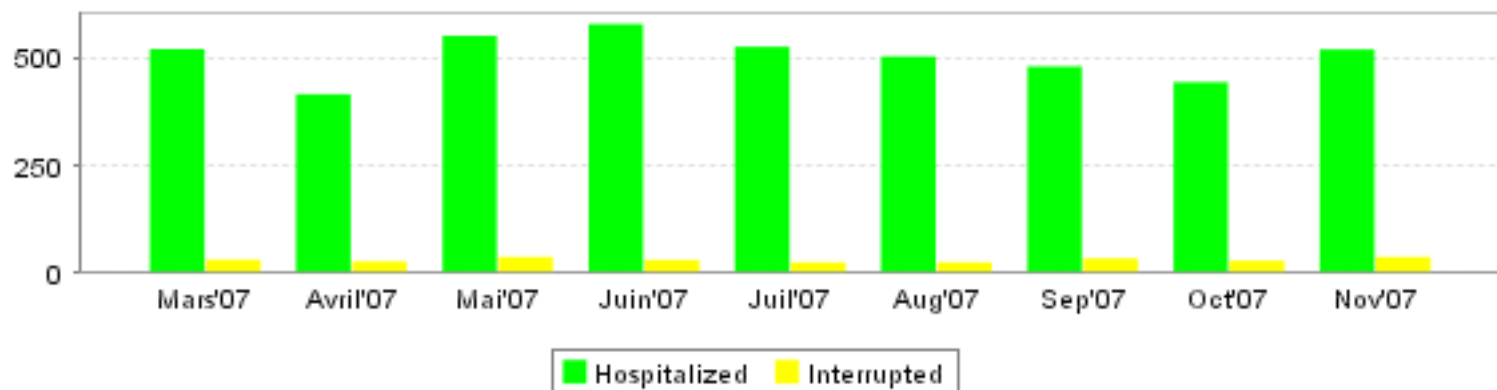
WHO stage distribution



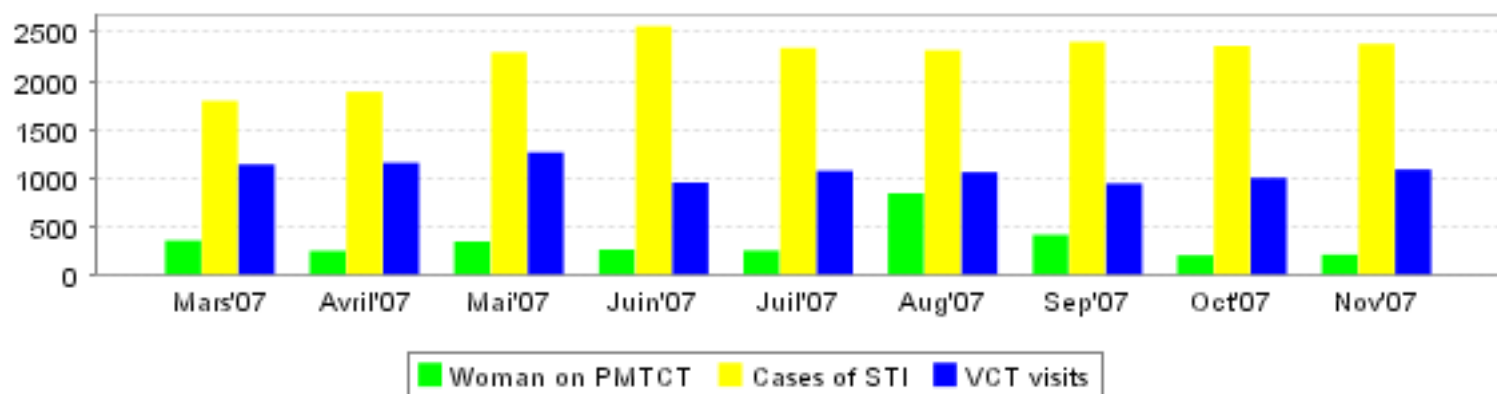
Death and Lost to followup for ARV patients

	until Mars'07	Avril'07	Mai'07	Juin'07	Juil'07	Aug'07	Sep'07	Oct'07	Nov'07	Total
Died	2266	208	207	227	212	207	207	207	87	3828
Lost	2092	58	91	212	60	248	204	203	63	3231

Hospitalizations and Treatment Interruptions for ARV Patients



PMTCT and STI's for ARV patients and VCT visits



Reports to TracNET for Rwanda

	Mars'07	Avril'07	Mai'07	Juin'07	Juil'07	Aug'07	Sep'07	Oct'07	Nov'07
Reports	138	140	143	151	152	154	156	156	161