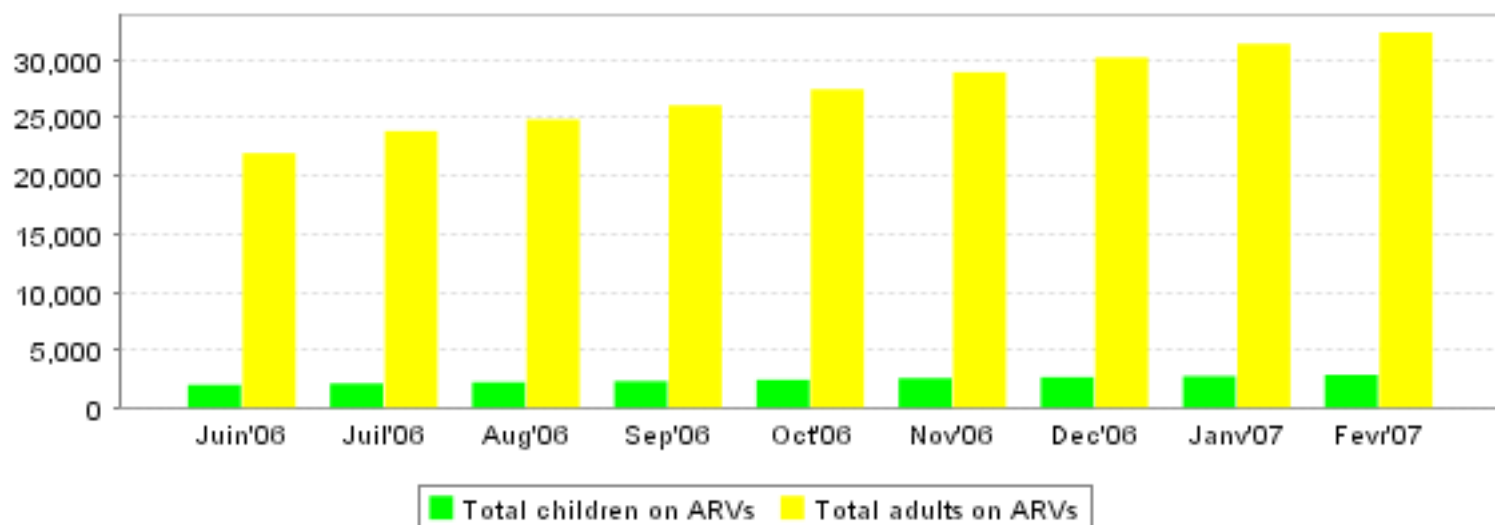


TRAC Report For Rwanda

On data reported up until 28 Fevr 2007

Generated on 10 Avril 2007

Overview by month



Basic statistics

(When shown, the percentage is the percent of total on ARV; except deaths which are shown per 1000.)

	Adults on ARVs	Children on ARVs	On 2nd line	PMTCT	VCT	On ARVs >12 months	Lost	Died
Rwanda	33150	2946	411 (1%)	5308 (15%)	26904 (78%)	17048	1905 (5%)	2053 (59‰)
VILLE DE KIGALI	12373	1052	356 (3%)	2285 (20%)	7289 (63%)	6622	1075 (9%)	539 (47‰)
PROVINCE DE L'EST	5395	493	12 (0%)	963 (15%)	5001 (80%)	2492	181 (3%)	346 (56‰)
PROVINCE DE L'OUEST	6259	563	6 (0%)	776 (11%)	5379 (79%)	3241	164 (2%)	495 (73‰)
PROVINCE DU NORD	4056	370	4 (0%)	751 (15%)	4552 (93%)	1897	339 (7%)	316 (65‰)
PROVINCE DU SUD	5067	468	33 (1%)	533 (10%)	4683 (89%)	2796	146 (3%)	357 (68‰)

Basic statistics by partner

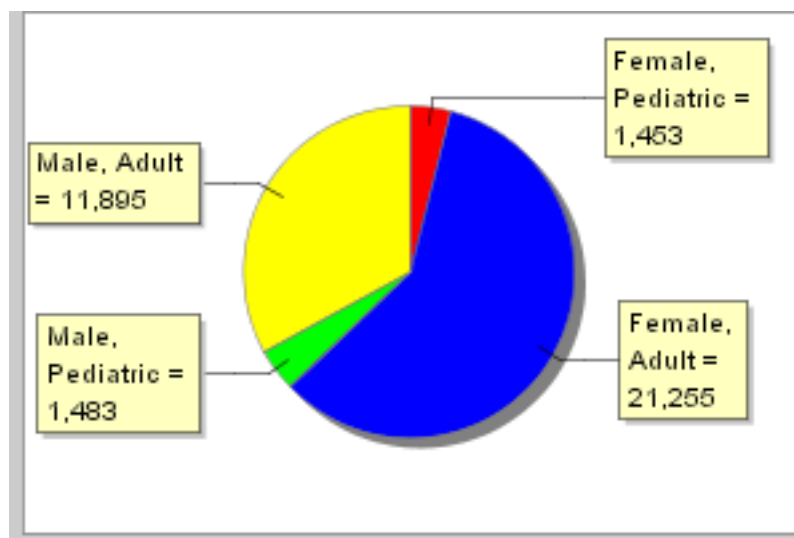
(When shown, the percentage is the percent of total on ARV; except deaths which are shown per 1000.)

	Adults on ARVs	Children on ARVs	On 2nd line	PMTCT	VCT	On ARVs >12 months	Lost	Died
MCAP/CTP	216	12	.	6 (2%)	67 (27%)	208	.	4 (16‰)
CTP	84	5	.	.	1 (2%)	70	2 (4%)	2 (39‰)
MCAP	6207	455	93 (1%)	1415 (22%)	4419 (70%)	2881	665 (11%)	347 (55‰)
FHI	5285	426	16 (0%)	815 (16%)	5446 (106%)	2978	121 (2%)	337 (65‰)
PRIVE	142	6	11 (39%)	62 (221%)	7 (25%)	122	32 (114%)	2 (71‰)
MAP	5505	561	31 (0%)	653 (11%)	5150 (83%)	3031	176 (3%)	477 (77‰)
CRS	504	51	.	64 (12%)	399 (74%)	255	1 (0%)	34 (63‰)
GF	8158	780	232 (3%)	937 (11%)	5454 (61%)	3028	687 (8%)	520 (58‰)
INTRAHEALTH	1239	119	2 (0%)	244 (20%)	871 (70%)	424	6 (0%)	56 (45‰)
AHF_GF	250	16	.	31 (13%)	171 (71%)	87	6 (2%)	10 (41‰)
EGPAF	357	58	.	136 (24%)	457 (79%)	84	32 (6%)	29 (50‰)
DU	1054	41	9 (1%)	312 (30%)	947 (90%)	734	96 (9%)	80 (76‰)
MSF_GF	2233	251	12 (1%)	232 (11%)	1449 (67%)	2220	44 (2%)	66 (30‰)
PIH_GF	1916	165	5 (0%)	400 (20%)	2057 (104%)	926	37 (2%)	89 (45‰)
WE_ACT	.	.	.	1 (11%)	9 (100%)	.	.	.

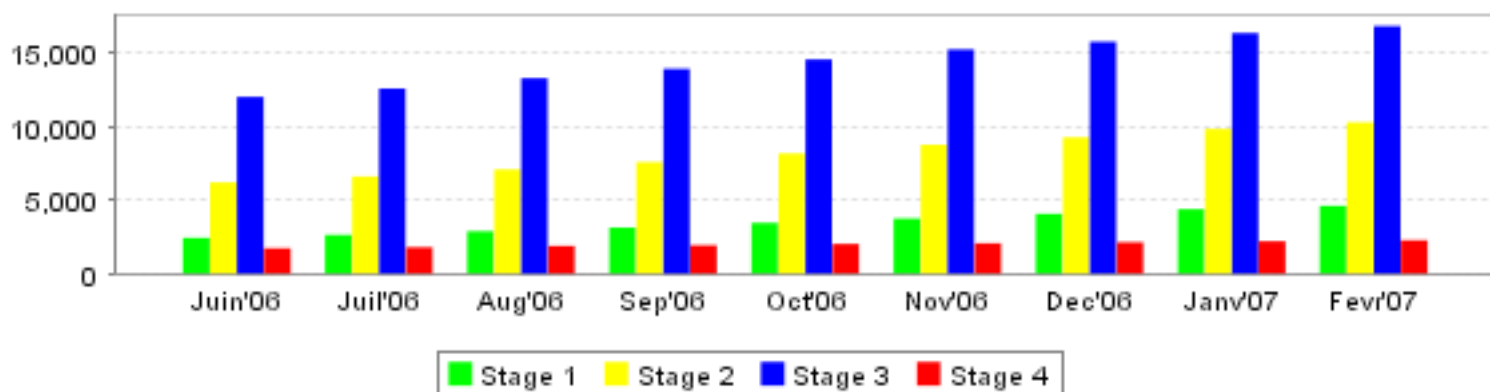
Overview by sex

	Adult 1st line	Pediatric 1st line	Adult 2nd line	Pediatric 2nd line	Died	Lost	Hosptlzd	On ARVs >12 months
Female	21028	1451	231	9	1068	1050	5906	11161
Male	11752	1474	159	12	985	855	3843	5887
Total	32780	2925	390	21	2053	1905	9749	17048

Sex and age of patients on ARVs



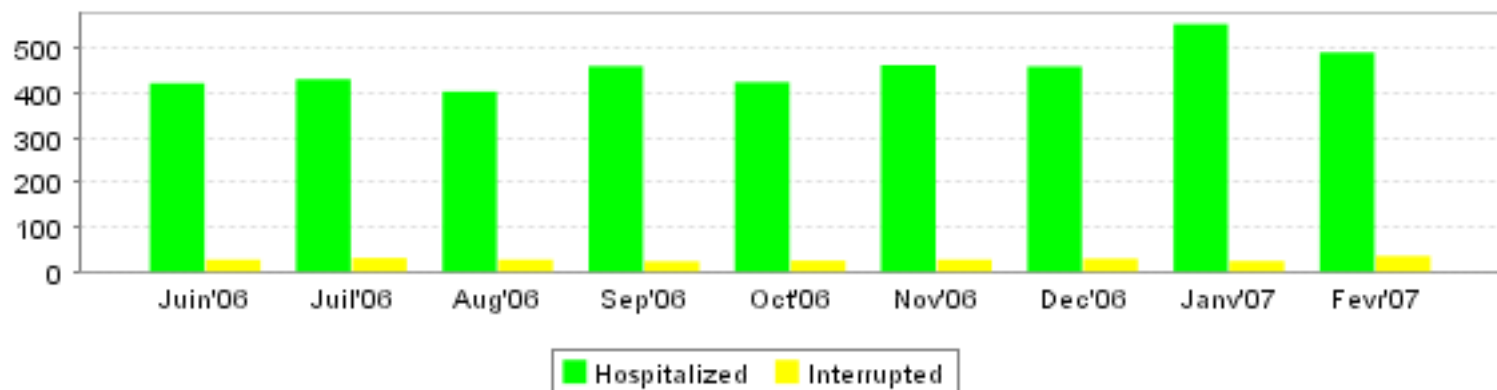
WHO stage distribution



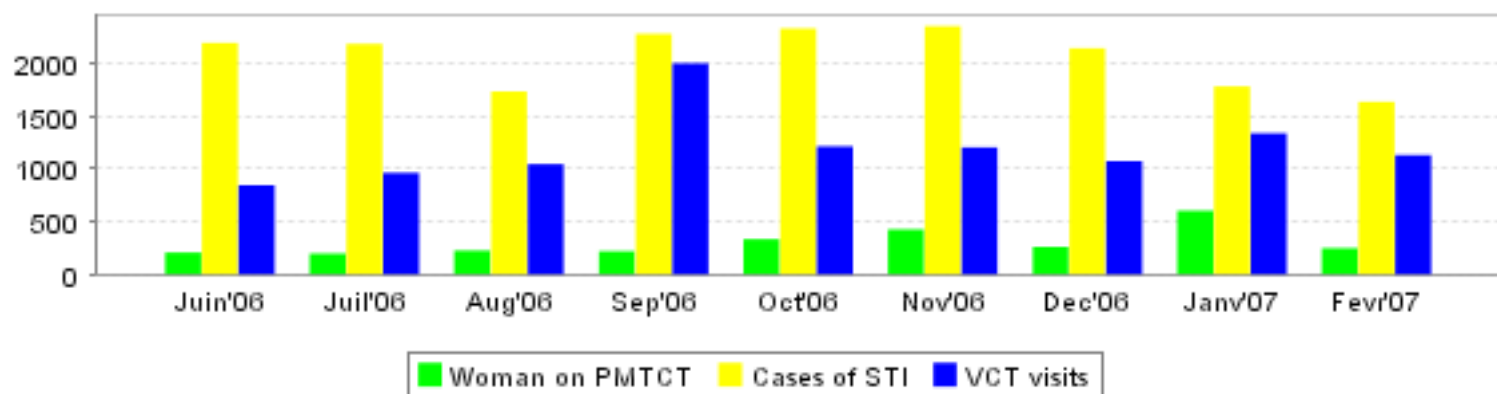
Death and Lost to followup for ARV patients

	until Juin'06	Juil'06	Aug'06	Sep'06	Oct'06	Nov'06	Dec'06	Janv'07	Fevr'07	Total
Died	1361	65	85	91	89	89	93	92	88	2053
Lost	1041	71	134	37	119	191	161	79	72	1905

Hospitalizations and Treatment Interruptions for ARV Patients



PMTCT and STI's for ARV patients and VCT visits



Reports to TracNET for Rwanda

	Juin'06	Juil'06	Aug'06	Sep'06	Oct'06	Nov'06	Dec'06	Janv'07	Fevr'07
Reports	94	97	106	121	127	132	133	136	137